

STEREO AMPLIFIER

AV-65/66 YST

SERVICE MANUAL

AV-65/66 YST

IMPORTANT NOTICE

This manual has been provided for the use of authorized YAMAHA Retailers and their service personnel. It has been assumed that basic service procedures inherent to the industry, and more specifically YAMAHA Products, are already known and understood by the users, and have therefore not been restated.

WARNING: Failure to follow appropriate service and safety procedures when servicing this product may result in personal injury, destruction of expensive components and failure of the product to perform as specified. For these reasons, we advise all YAMAHA product owners that all service required should be performed by an authorized YAMAHA Retailer or the appointed service representative.

IMPORTANT: The presentation or sale of this manual to any individual or firm does not constitute authorization, certification or recognition of any applicable technical capabilities, or establish a principle-agent relationship of any form.

The data provided is believed to be accurate and applicable to the unit(s) indicated on the cover. The research, engineering, and service departments of YAMAHA are continually striving to improve YAMAHA products. Modifications are, therefore, inevitable and specifications are subject to change without notice or obligation to retrofit. Should any discrepancy appear to exist, please contact the distributor's Service Division.

WARNING: Static discharges can destroy expensive components. Discharge any static electricity your body may have accumulated by grounding yourself to the ground buss in the unit (heavy gauge black wires connect to this buss).

IMPORTANT: Turn the unit OFF during disassembly and parts replacement. Recheck all work before you apply power to the unit.


■ CONTENTS

TO SERVICE PERSONNEL	1	IC DATA	6~7
INTERNAL VIEW	1	PRINTED CIRCUIT BOARD	8~15
PANEL CONTROLS	2	SCHEMATIC DIAGRAM	16~18
SPECIFICATIONS	3	INTERCONNECT WIRING DIAGRAM	19
BLOCK DIAGRAM	4	PARTS LIST	20~29
DISASSEMBLY PROCEDURES	4~5	REMOTE CONTROL TRANSMITTER	30
ADJUSTMENTS	5		

100314

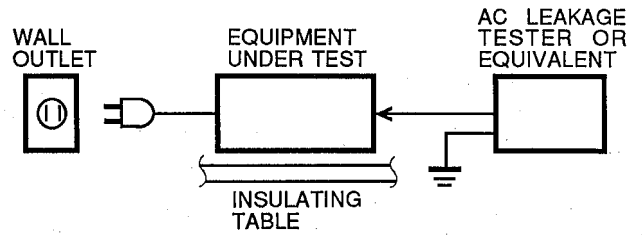
YAMAHA

YAMAHA CORPORATION
P.O. Box 1, Hamamatsu, Japan

1.5K-975  Printed in Japan '90. 3


■ TO SERVICE PERSONNEL

1. Critical Components Information.
Components having special characteristics are marked and must be replaced with parts having specifications equal to those originally installed.
2. Leakage Current Measurement (For 120V Model Only).
When service has been completed, it is imperative that you verify that all exposed conductive surfaces are properly insulated from supply circuits.
 - Meter impedance should be equivalent to 1500 ohm shunted by 0.15 μ F.
 - Leakage current must not exceed 0.5mA.
 - Be sure to test for leakage with the AC plug in both polarities.



- **POLARIZATION (U, C models only)**
This amplifier product is equipped with a polarized alternating-current line plug (a plug having one blade wider than the other). This plug will fit into the power outlet only one way. This is a safety feature.

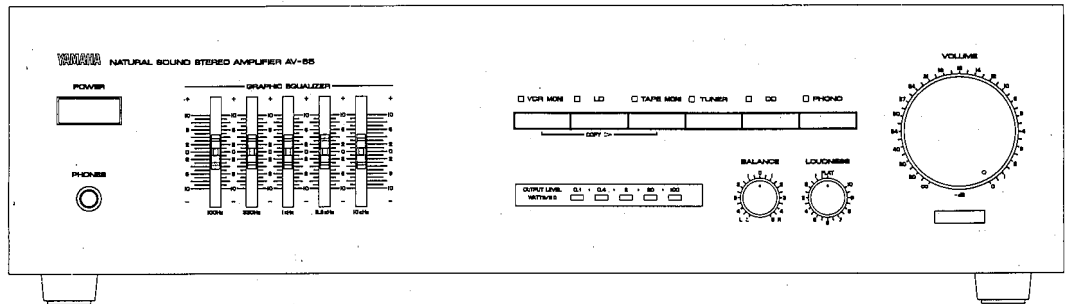
■ INTERNAL VIEW



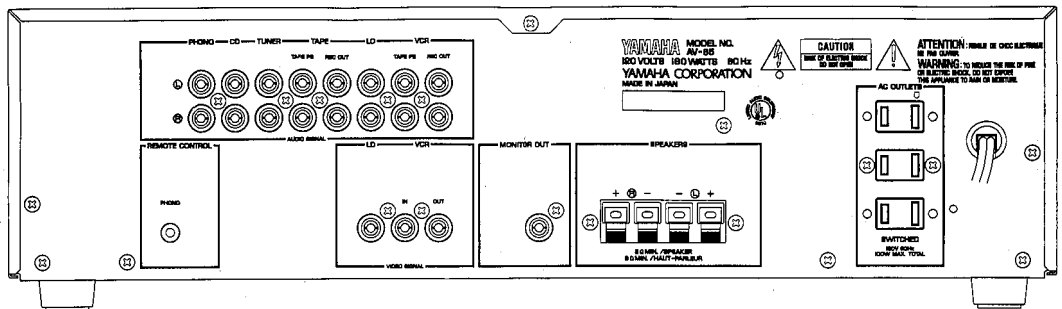
- ① POWER TRANSFORMER
- ② MAIN CIRCUIT BOARD (2)
- ③ MAIN CIRCUIT BOARD (1)
- ④ μ -COM CIRCUIT BOARD (9)
- ⑤ μ -COM CIRCUIT BOARD (1)
- ⑥ MAIN CIRCUIT BOARD (4) : AV-66YST only
- ⑦ μ -COM CIRCUIT BOARD (3)

■ PANEL CONTROLS

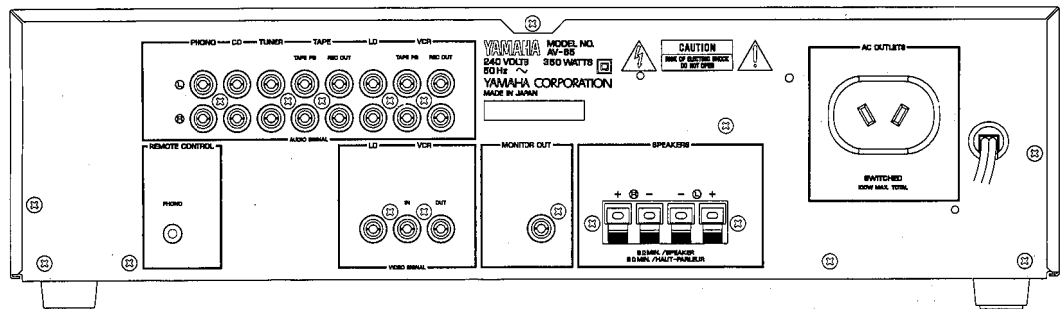
● AV-65



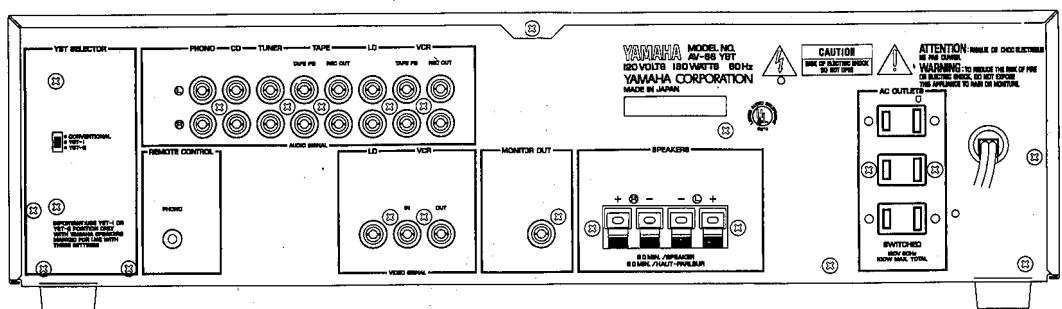
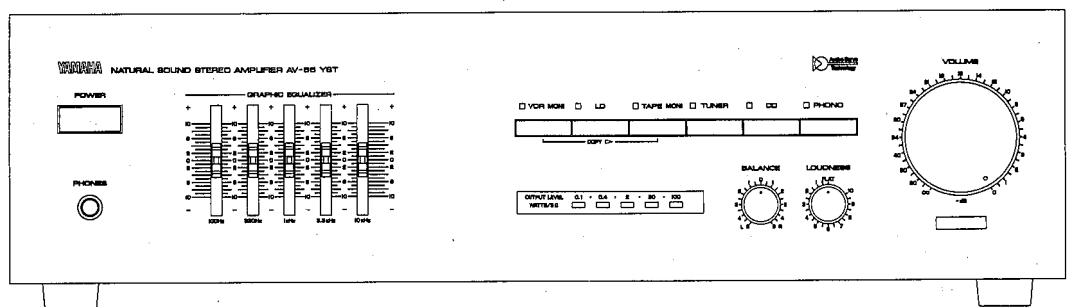
▼ U. S. A & Canadian models



▼ Australian model



● AV-66 YST



AV-65/66YST

■ SPECIFICATIONS

■ AUDIO SECTION

Minimum RMS Output Power Per Channel		
20Hz~20kHz, 0.1% THD, 8Ω		100W
Dynamic Power Per Channel (by IHF Dynamic Headroom measuring method)		
8Ω		145W
6Ω		180W
Dynamic Headroom		
8Ω		1.6dB
Damping Factor		
1kHz, 8Ω		50
Input Sensitivity / Impedance		
Phono MM	2.5mV / 47kΩ	
CD etc.	150mV / 47kΩ	
Input Sensitivity (New IHF)		
Phono MM	0.25mV	
CD etc.	15mV	
Maximum-Input Signal		
1kHz, 0.02% THD, Phono MM		80mV
Output Level / Impedance		
Rec Out		150mV / 1.2kΩ
Headphone Jack Rated Output / Impedance		
0.1% THD, RL=8Ω		180mV / 150Ω
Frequency Response		
20Hz~20kHz, CD etc.		-0.5dB ± 0.5dB
RIAA Equalization Deviation		
Phono MM		0dB ± 0.5dB
Total Harmonic Distortion (20Hz~20kHz)		
Phono MM to Rec Out, 3V		0.01%
CD etc to Speaker Out, 50W / 8Ω		0.05%
Signal to Noise Ratio (IHF-A-Network)		
Phono MM (5mV Input Shorted)		79dB
CD etc. (Shorted)		100dB
Residual Noise (IHF-A-Network)		
		200μV
Channel Separation (Vol. -30dB)		
Phono MM input shorted 1kHz / 10kHz		65dB / 50dB
CD etc input 5.1kΩ terminated 1kHz / 10kHz		65dB / 50dB
Graphic Equalizer		
Control Frequency	100Hz, 330Hz, 1kHz, 3.3kHz, 10kHz	
Boost/Cut		±10dB
Continuous Loudness Control (Level related equalization)		
Attenuation		-20dB (1kHz)
Gain tracking error (0dB~-60dB)		
		3dB
■ VIDEO SECTION		
Video Signal		
Input/Output		1Vp-p / 75Ω

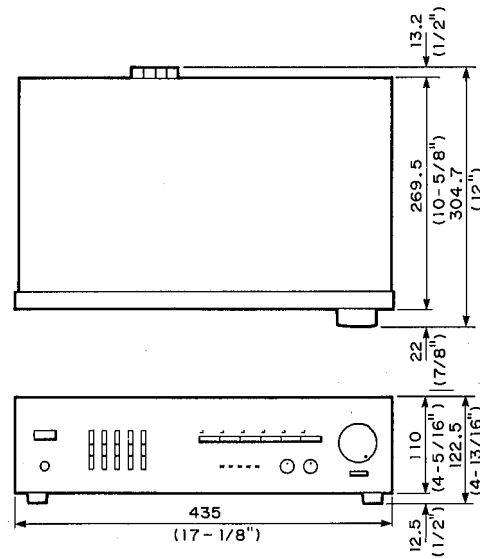
■ GENERAL

Power Supply	
U, C models	AC 120V, 60Hz
A model	AC 240V, 50Hz
Power Consumption	
U model	180W
C model	390VA / 306W
A model	350W
AC Outlet	
Switched x 3 (U, C)	100W max. (Total)
Switched x 1 (A)	100W max.
Dimensions (WxHxD)	
	435 x 122.5 x 304.7 mm (17-1/8" x 4-13/16" x 12")
Weight	
	6.9kg (15 lbs 3 oz)

*Specifications subject to change without notice.

C Canadian model
 U U. S. A. model
 A Australian model

● DIMENSIONS



Unit : mm (inch)

● Installation of Top Cover

< Example of incorrect installation >

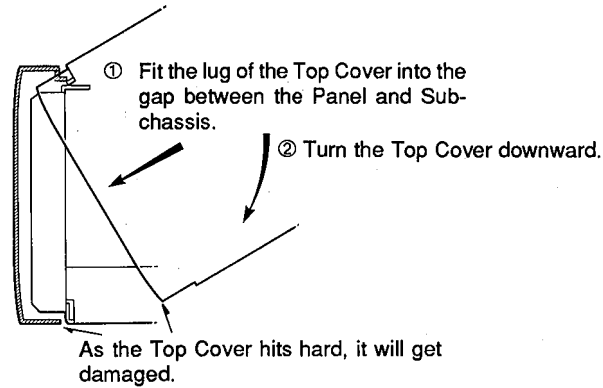


Fig. 2

< Example of correct installation >

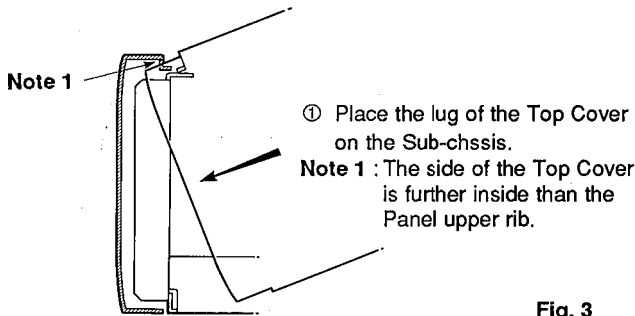


Fig. 3

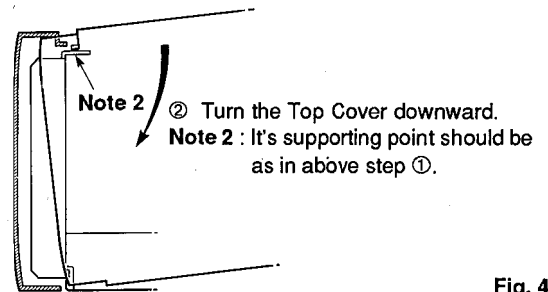


Fig. 4




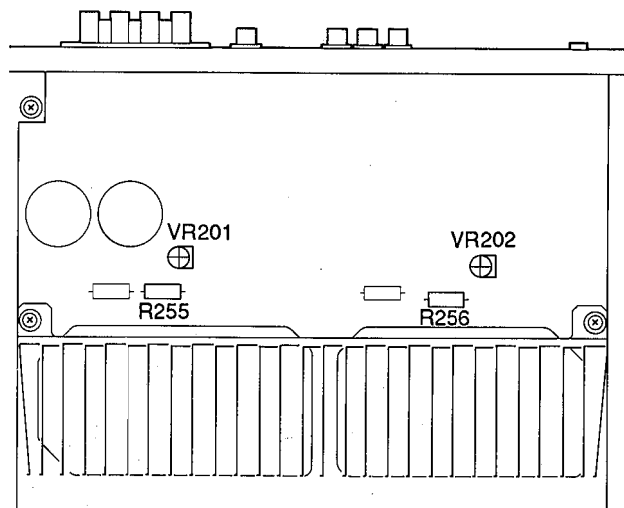
Fig. 5

■ ADJUSTMENTS

● Idling Adjustment

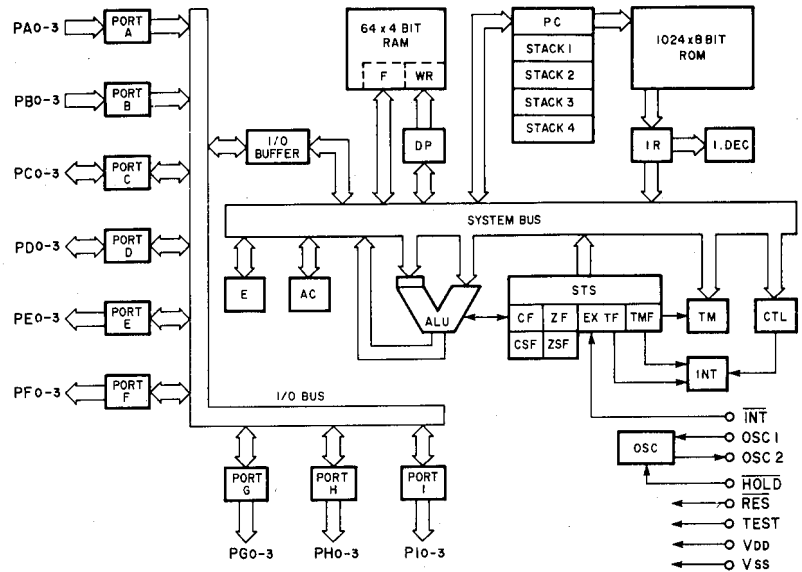
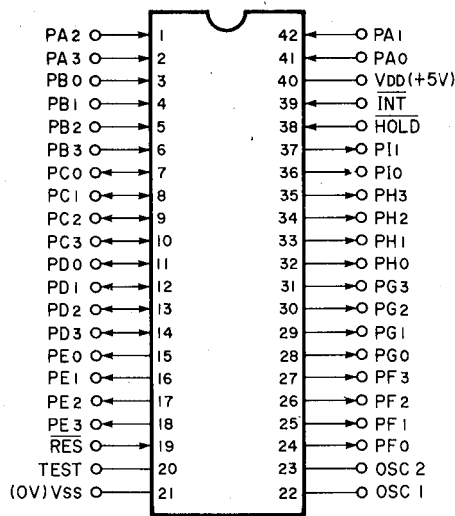
To stabilize operation of the amplifier, turn ON the power in the no-signal state and wait for two minutes before the adjustment.

Adjust VR201 (L ch) and VR202 (R ch) so that the voltage at both R255 (L ch) and R256 (R ch) becomes DC1.5mV±0.3mV.



IC DATA

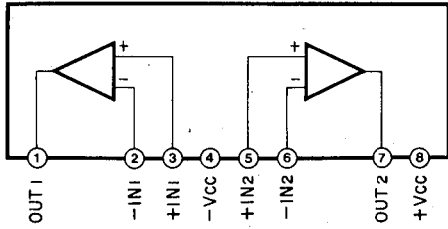
IC107 : LC6505C-4277
4 bit μ-COM



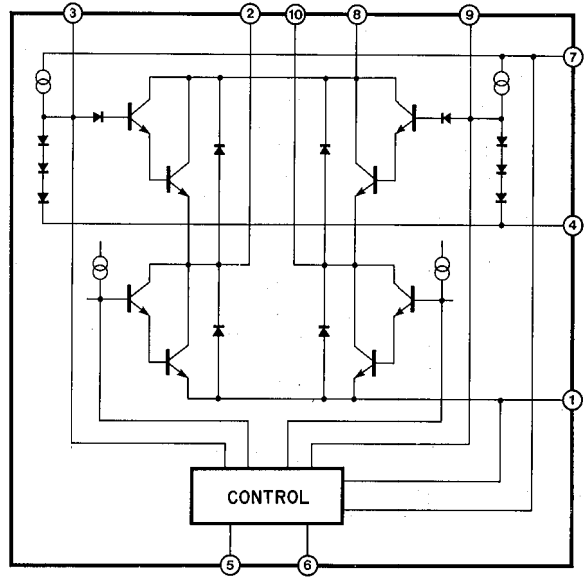
Pin No.	Name	I/O	Function	Pin No.	Name	I/O	Function	
1	PA2	I	Not used	24	PF0	O	Function control (H : ON, L : OFF)	
2	PA3	I	H level (TAPE MON)	25	PF1	O		
3	PB0	I	Key input (H : ON)	26	PF2	O		
4	PB1	I		Key scan signal (H : Active)	27	PF3		O
5	PB2	I			PLO PHONO PLAY/CUT control signal	28		PG0
6	PB3	I				29	PG1	O
7	PC0	I/O	Key scan signal (H : Active)	30	PG2	O	Not used	
8	PC1	I/O		CD control signal (Not used)	31	PG3	O	Power control signal (H : ON)
9	PC2	I/O			DECK control signal (Not used)	32	PH0	O
10	PC3	I/O	Reset input	33		PH1	O	Volume Down control signal
11	PD0	I/O		μ-COM clock circuit 400kHz	34	PH2	O	Tuner control signal (Not used)
12	PD1	I/O			MUTE Muting control signal (L : Active)	35	PH3	
13	PD2	I/O	μ-COM Back up control (L : Back up, H : Active)	36		PI0	O	AMUTE Audio Muting control signal (L : Active) (Not used)
14	PD3	I/O		+5V	37	PI1	O	MUTE Muting control signal (L : Active)
15	PE0	I/O	+5V		38	HOLD	I	μ-COM Back up control (L : Back up, H : Active)
16	PE1	O		Remote control Data input	39	INT	I	+5V
17	PE2	O	Power On/OFF back up (H : Back up, L : Ever ON)		40	VDD	-	+5V
18	PE3	O			41	PA0	I	Remote control Data input
19	RES	O		42	PA1	I	Power On/OFF back up (H : Back up, L : Ever ON)	
20	TEST	I						
21	VSS	-						
22	OSC1	-						
23	OSC2	I						

AV-65/66YST

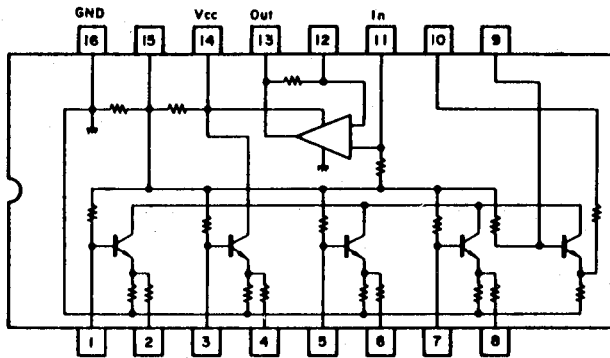
IC1 : BA15218N or M5218L (V)
 IC202, 208 : M5218AL
 Dual Ope-amp



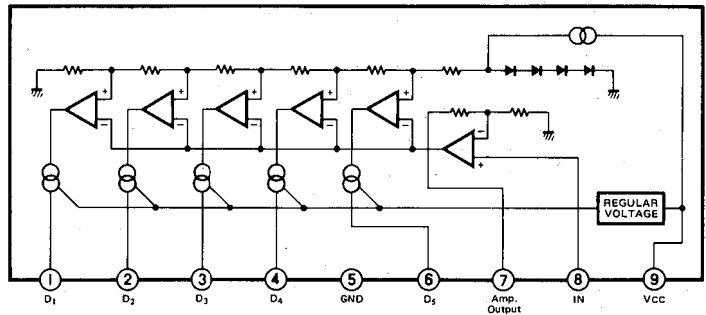
IC8 : BA6229
 Motor Drive



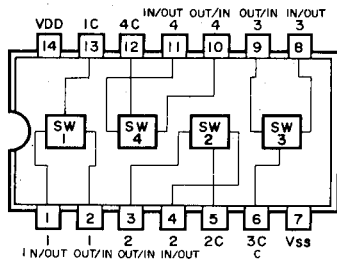
IC219, 220 : M5226P
 Equalizer Amp



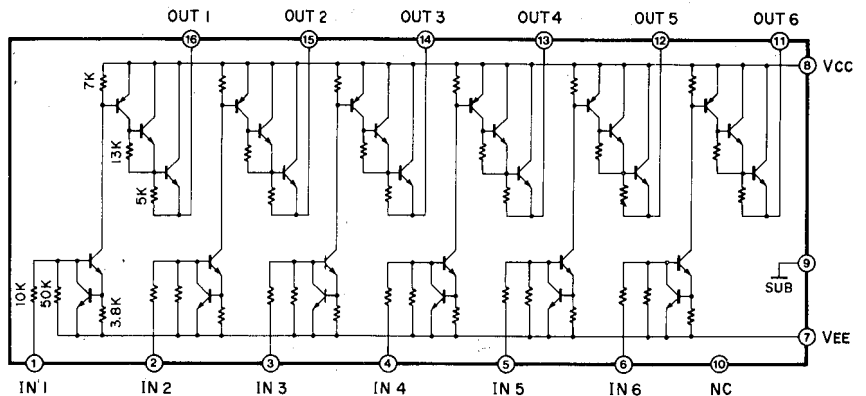
IC9 : BA6144
 Level Meter Drive



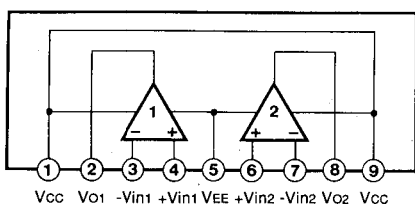
IC3~6, 203 : LC4066B or BU4066B
 Quad Bilateral Switch



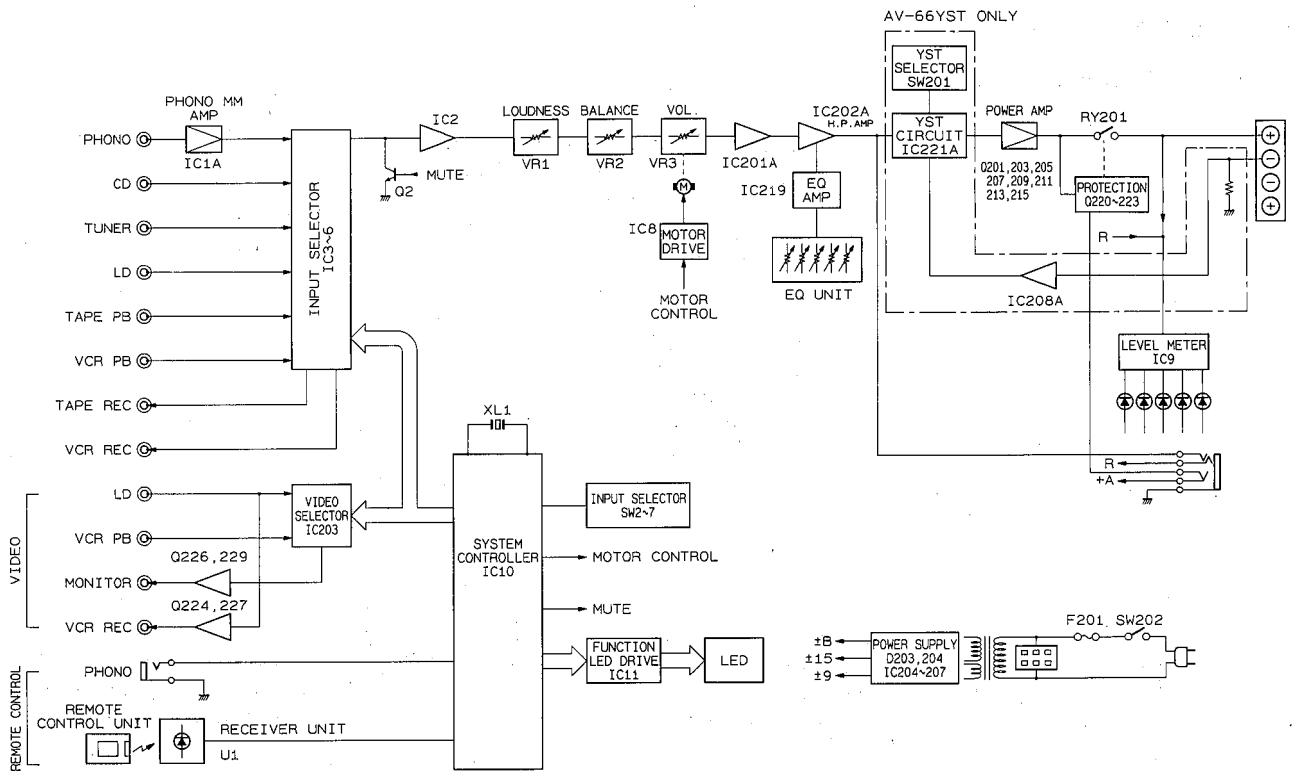
IC11 : LB1294
 LED Drive



IC2 : NJM4558S
 IC201 : μ PC4570HA
 IC221 : NJM4560S
 Dual Ope-amp



■ BLOCK DIAGRAM



■ DISASSEMBLY PROCEDURES

(Remove parts in disassembly order as numbered.)

1. **Removal of Top Cover**
Remove 5 screws (①) in Fig. 1, and slide the TOP Cover back.
2. **Removal of Front Panel**
Remove 6 screws (②) in Fig. 1, and pull the Front Panel forward.
3. **Removal of Bottom Cover**
Remove 4 screws (③) in Fig. 1.

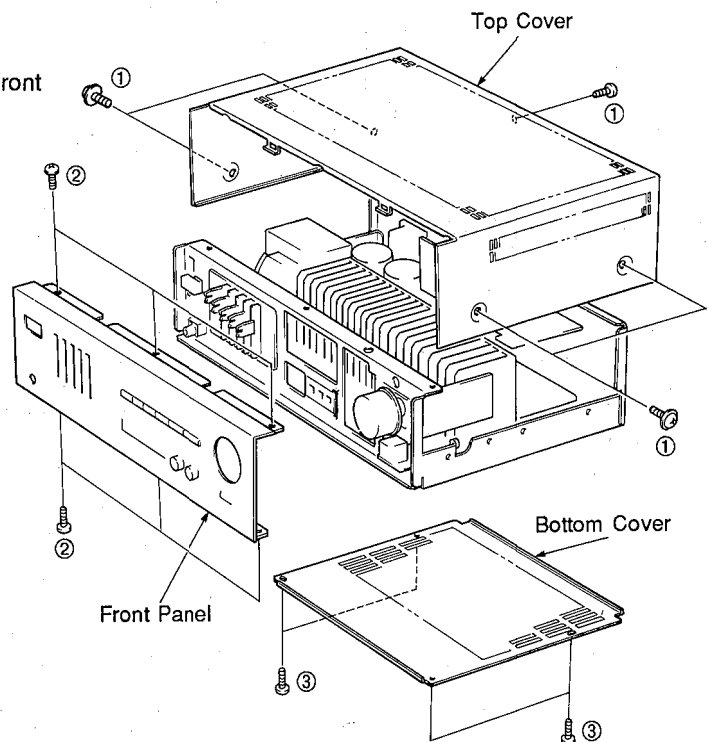
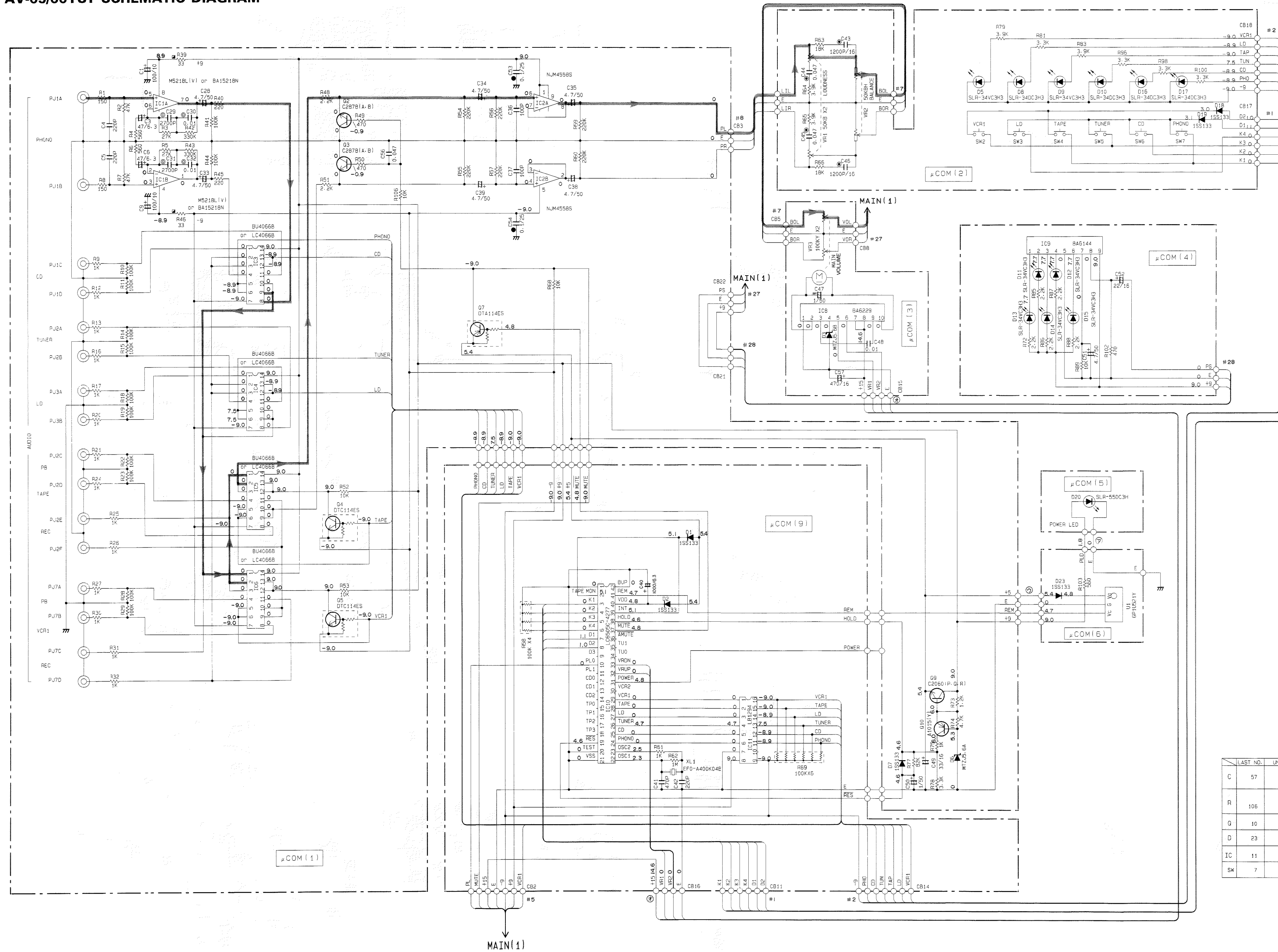


Fig. 1

■ AV-65/66YST SCHEMATIC DIAGRAM



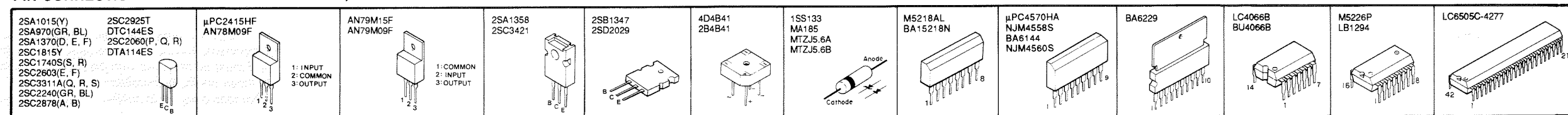
NOTICE
 (J)..... Japanese model
 (U)..... U.S.A model
 (C)..... Canadian model
 (A)..... Australian model
 (G)..... European model
 (B)..... British model
 (R)..... General model
 (P)..... RP model

REMARKS	PARTS NAME
NO MARK	ELECTROLYTIC CAPACITOR
⊗	TANTALUM CAPACITOR
NO MARK	CERAMIC CAPACITOR
⊙	POLYESTER FILM CAPACITOR
○	POLYSTYRENE FILM CAPACITOR
⊖	MICA CAPACITOR
⊕	POLYPROPYLENE FILM CAPACITOR
⊙	SEMICONDUCTIVE CERAMIC CAPACITOR

REMARKS	PARTS NAME
NO MARK	CARBON FILM RESISTOR (1/6W)
⊠	CARBON FILM RESISTOR (1/4W)
△	METAL OXIDE FILM RESISTOR
□	METAL FILM RESISTOR
⊠	METAL PLATE RESISTOR
⊠	FIRE PROOF CARBON FILM RESISTOR
□	CEMENT MOLDED RESISTOR
⊠	SEMI VARIABLE RESISTOR
⊠	CHIP RESISTOR

LAST NO.	UN LISTED NO.
C	57
R	106
G	10
D	23
IC	11
SW	7

PIN CONNECTION DIAGRAM OF TRANSISTORS, DIODES AND ICs.



* All voltage are measured with a 10MΩ/DC electric volt meter.
 * Components having special characteristics are marked △ and must be replaced with parts having specifications equal to those originally installed.
 * Schematic diagram is subject to change without notice.

AV-65 SCHEMATIC DIAGRAM

REMARKS	PARTS NAME
NO MARK	CARBON FILM RESISTOR (1/4W)
□	CARBON RESISTOR (1/4W)
△	METAL OXIDE FILM RESISTOR
▲	METAL FILM RESISTOR
⊠	METAL PLATE RESISTOR
▢	FINE PROOF CARBON FILM RESISTOR
▣	CEMENT MOLDED RESISTOR
⊞	SEMI VARIABLE RESISTOR
⊚	CHIP RESISTOR

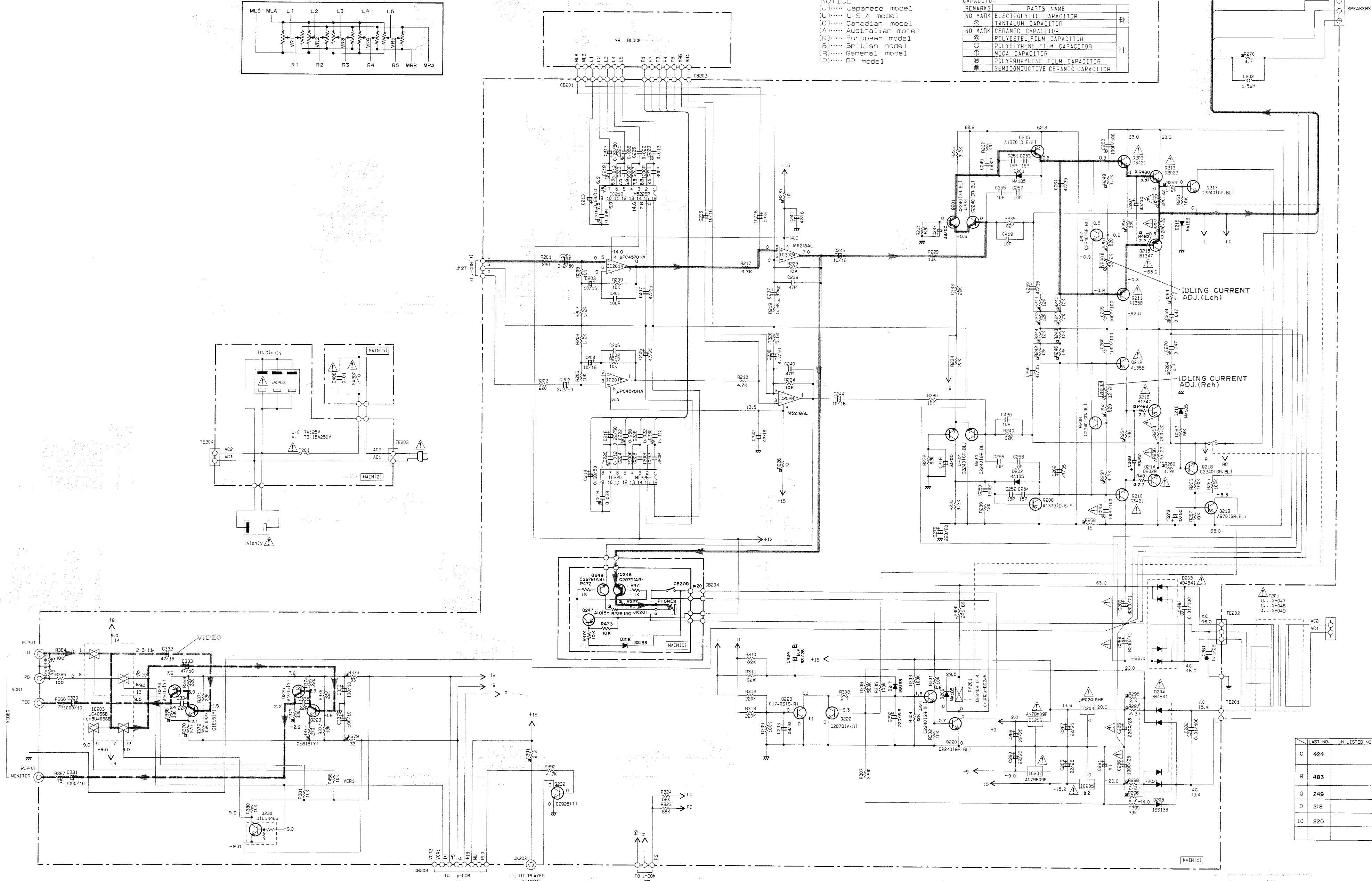
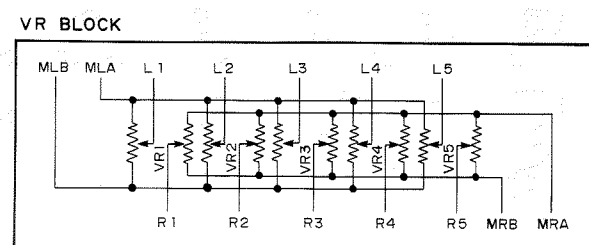
REMARKS	PARTS NAME
NO MARK	ELECTROLYTIC CAPACITOR
□	TANTALUM CAPACITOR
NO MARK	CERAMIC CAPACITOR
⊙	POLYESTER FILM CAPACITOR
○	POLYSTYRENE FILM CAPACITOR
⊖	MICA CAPACITOR
⊕	POLYPROPYLENE FILM CAPACITOR
⊗	SEMICONDUCTIVE CERAMIC CAPACITOR

Interchangeable Parts at Manufacture-Stage

Mark	Reference Parts Number	Parts Name
#1	0223	2S C1740S(S;R) 2S C2603(E;F) 2S C3311A(G;R;S)

NOTICE

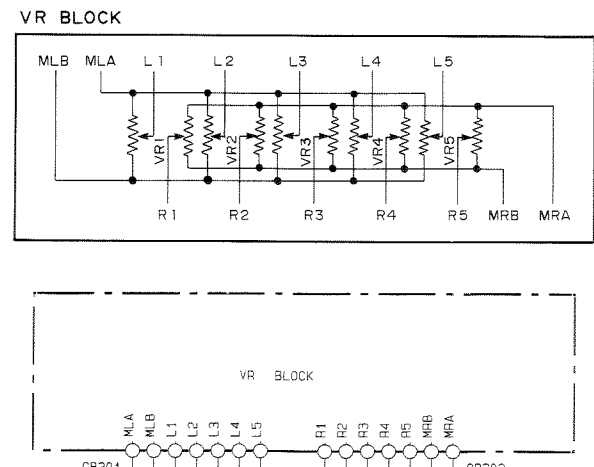
(J)..... Japanese model
 (U)..... U.S.A model
 (C)..... Canadian model
 (A)..... Australian model
 (G)..... European model
 (B)..... British model
 (R)..... General model
 (P)..... RP model



LAST NO.	UN LISTED NO.
C	424
R	483
G	249
D	218
IC	220

* All voltage are measured with a 10MΩ/DC electric volt meter.
 * Components having special characteristics are marked △ and must be replaced with parts having specifications equal to those originally installed.
 * Schematic diagram is subject to a change without notice.

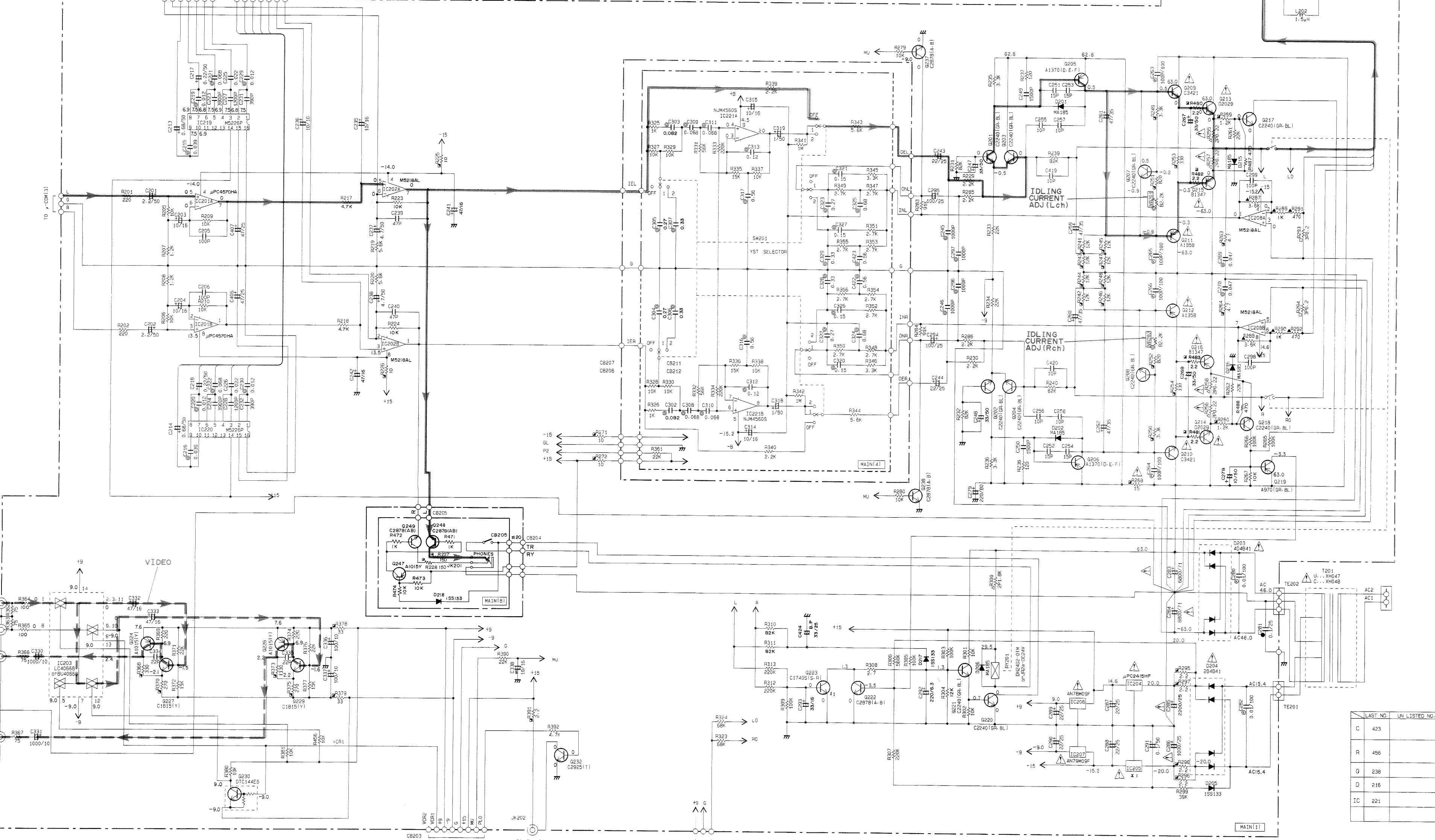
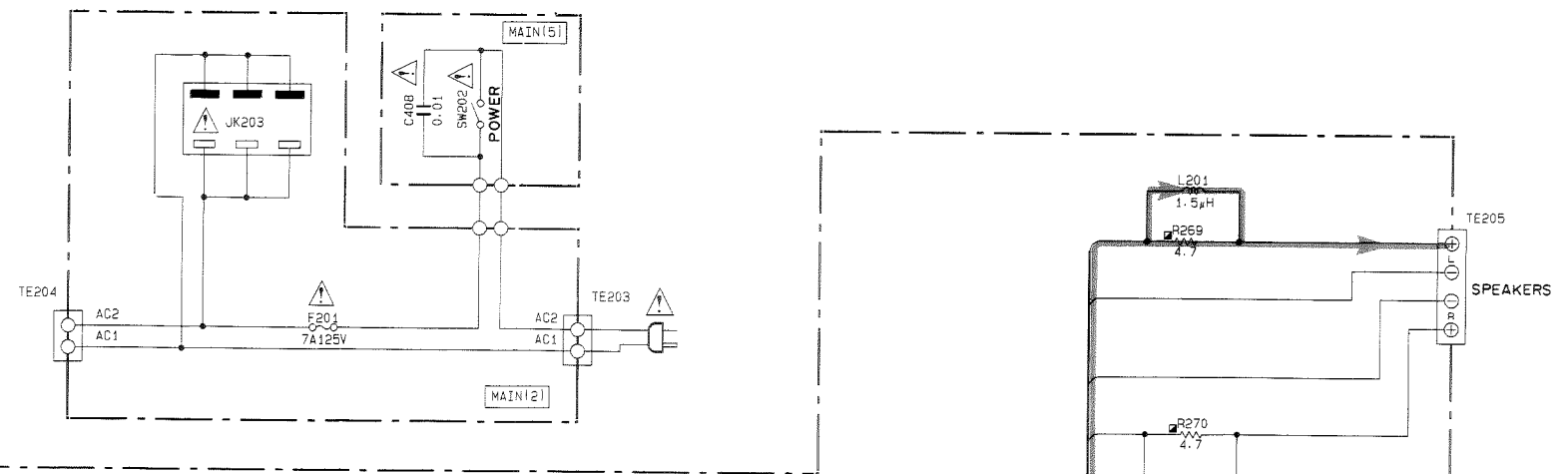
AV-66YST SCHEMATIC DIAGRAM



NOTICE
 (J)..... Japanese model
 (U)..... U.S.A model
 (C)..... Canadian model
 (A)..... Australian model
 (G)..... European model
 (B)..... British model
 (R)..... General model
 (P)..... RP model

REMARKS	PARTS NAME
NO MARK	CARBON FILM RESISTOR (1/6W)
⊗	TANTALUM CAPACITOR
△	METAL OXIDE FILM RESISTOR
⊠	METAL FILM RESISTOR
⊞	METAL PLATE RESISTOR
⊡	FIRE PROOF CARBON FILM RESISTOR
□	CEMENT MOLDED RESISTOR
⊕	SEMI VARIABLE RESISTOR
■	CHIP RESISTOR

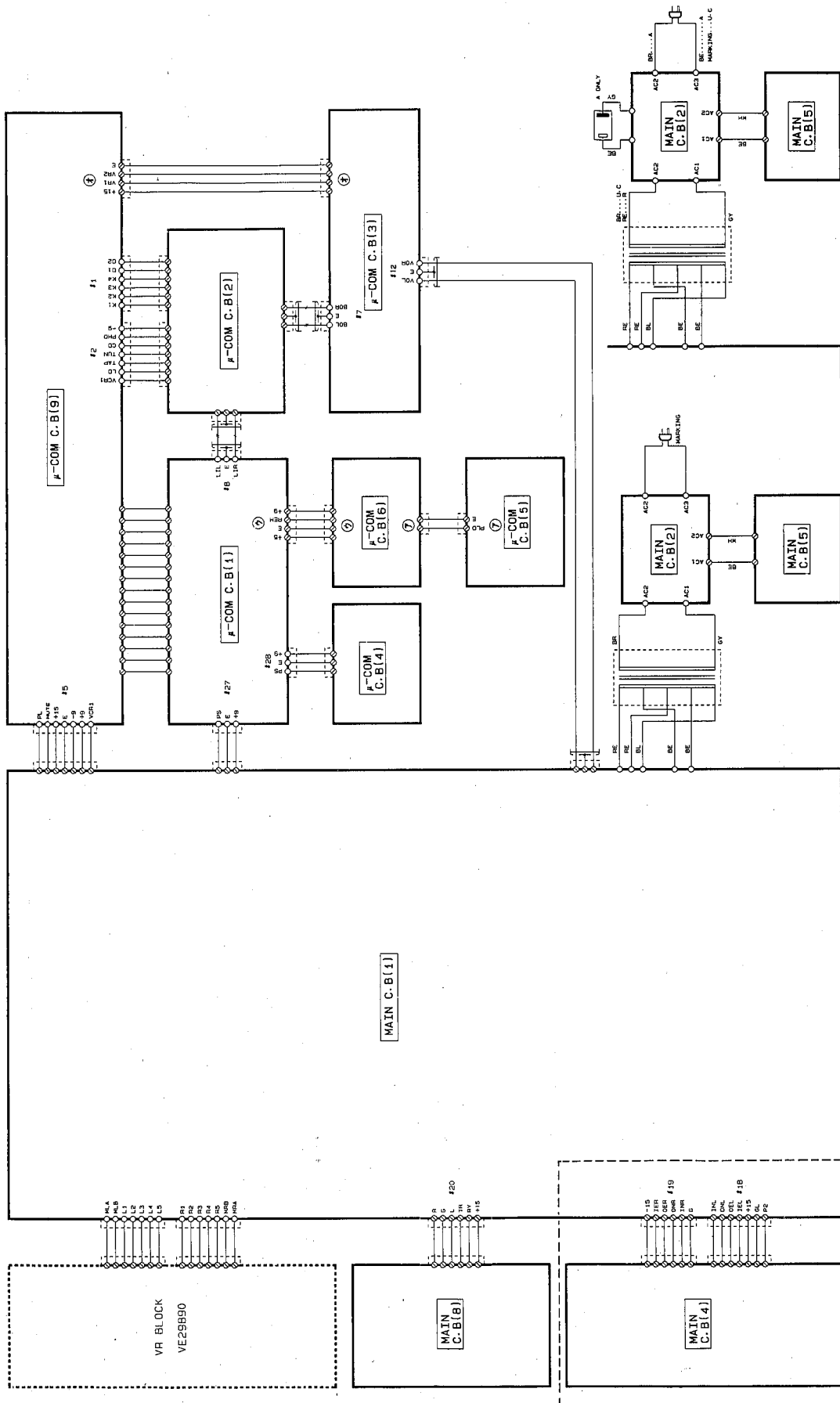
REMARKS	PARTS NAME
NO MARK	ELECTROLYTIC CAPACITOR
⊗	TANTALUM CAPACITOR
○	CERAMIC CAPACITOR
⊙	POLYSTYRENE FILM CAPACITOR
⊚	MICA CAPACITOR
⊛	POLYPROPYLENE FILM CAPACITOR
⊜	SEMICONDUCTIVE CERAMIC CAPACITOR



LAST NO.	UNL LISTED NO.
C	423
R	456
G	238
D	216
IC	221

* All voltage are measured with a 10MΩ/DC electric volt meter.
 * Components having special characteristics are marked with a triangle symbol and must be replaced with parts having specifications equal to those originally installed.
 * Schematic diagram is subject to change without notice.

INTERCONNECT WIRING DIAGRAM



AV-65

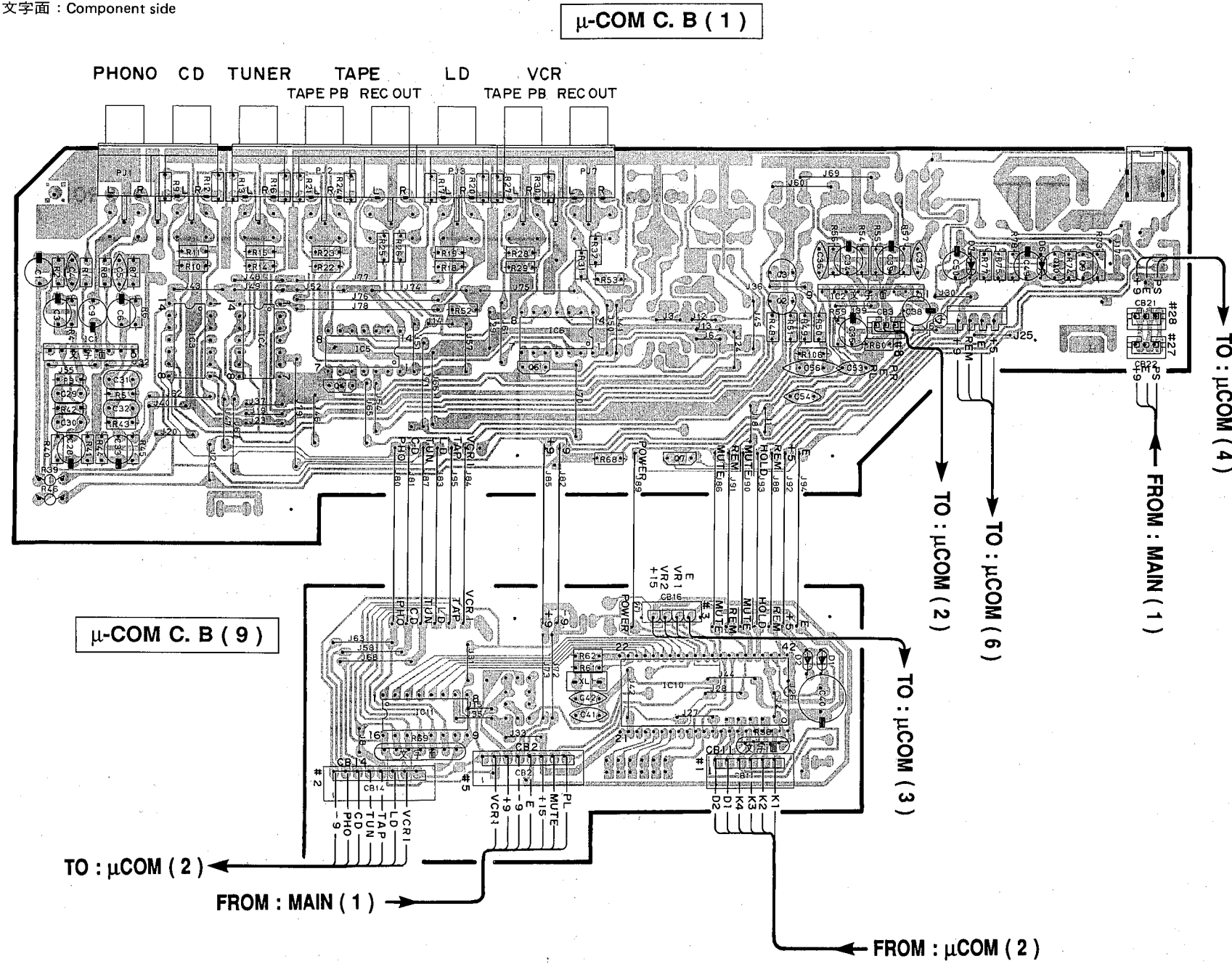
AV-66YST

AV-66YST ONLY

AV-65/66YST

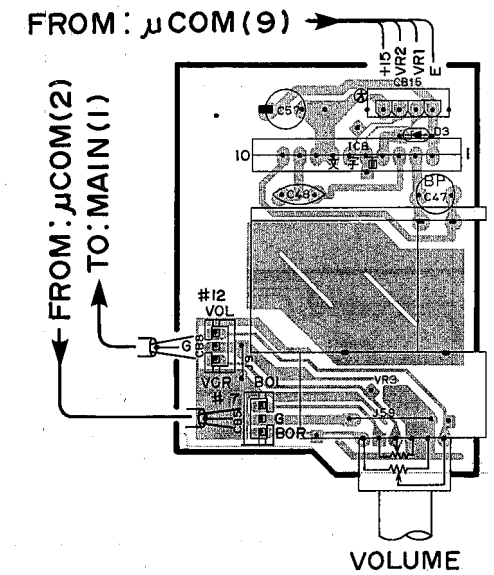
PRINTED CIRCUIT BOARD (Foil side)

Note) 文字面 : Component side

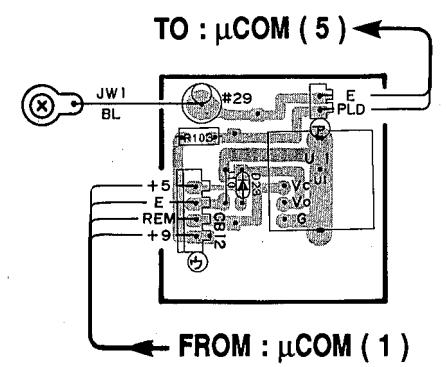


μ -COM C. B (1)

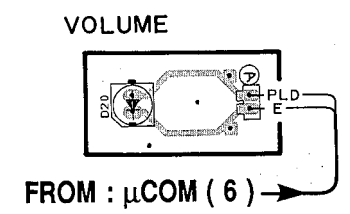
μ -COM C. B (3)



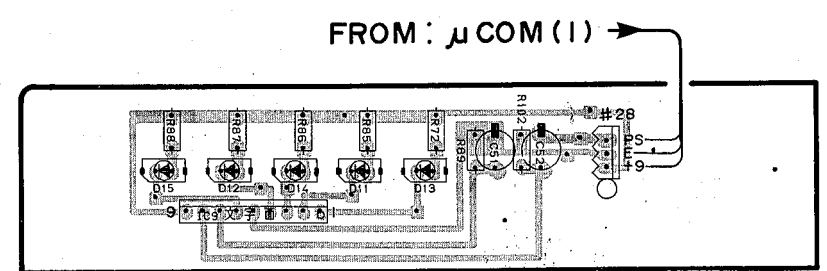
μ -COM C. B (6)



μ -COM C. B (5)



μ -COM C. B (4)



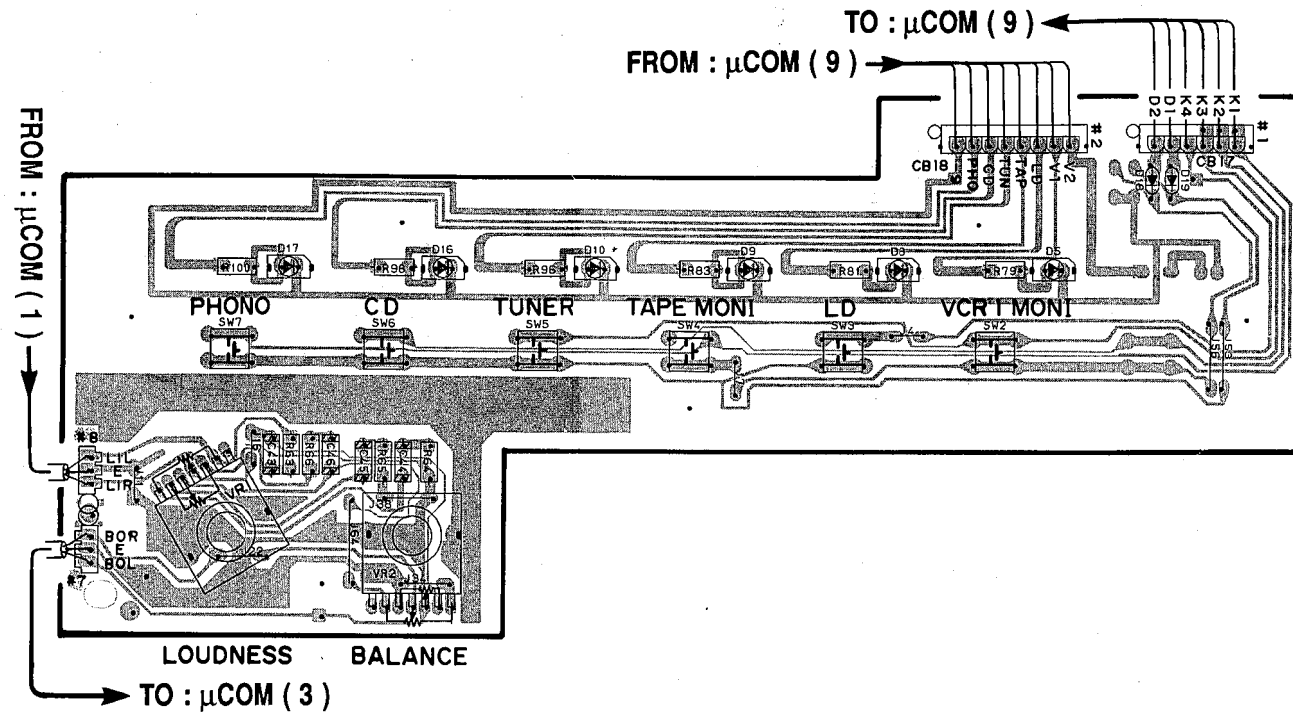
100 · 20 · 0.2 · 0.4 · 0.1 OUTPUT LEVEL

1
2
3
4
5
6

■ PRINTED CIRCUIT BOARD (Foil side)

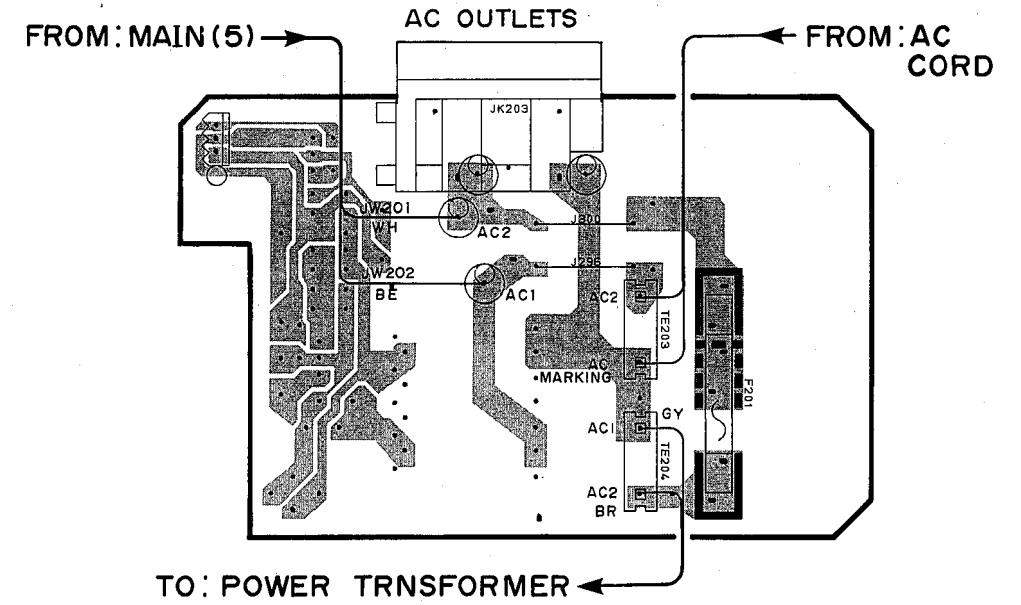
Note) 文字面 : Component side

μ-COM C. B (2)



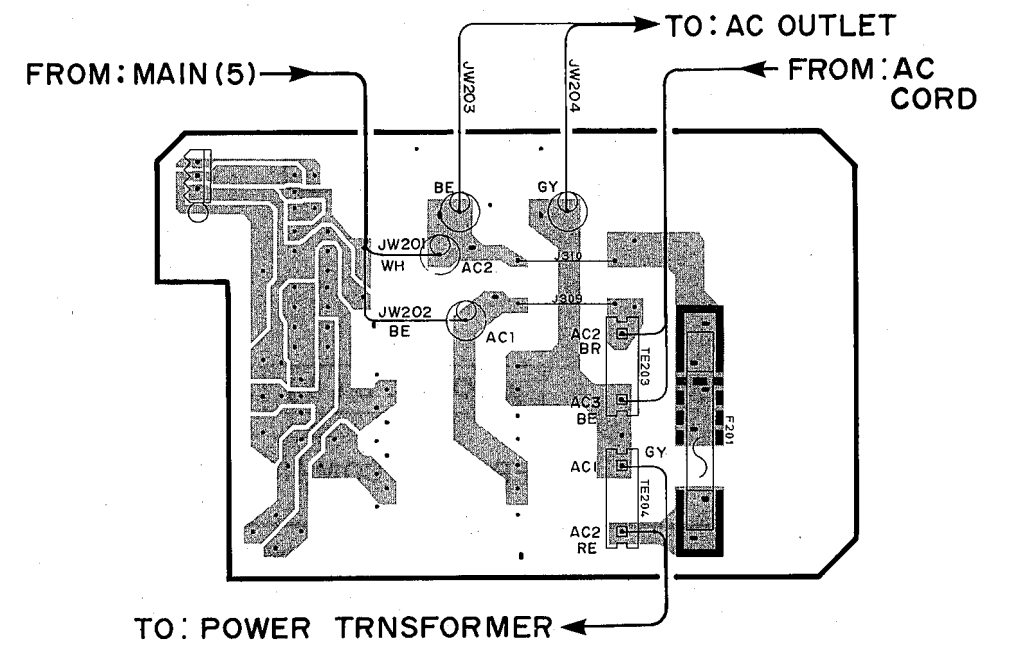
MAIN C. B (2)

● U, C models

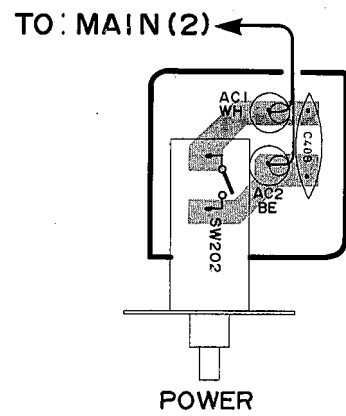


MAIN C. B (2)

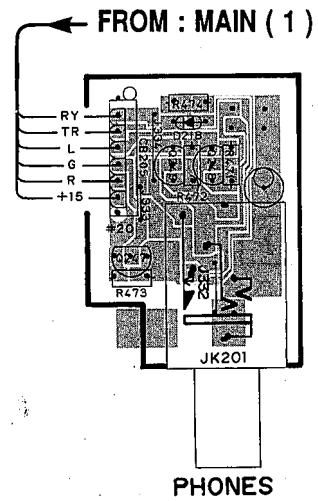
● A model



MAIN C. B (5)



MAIN C. B (8)



PRINTED CIRCUIT BOARD (Foil side)

Note) 文字面 : Component side

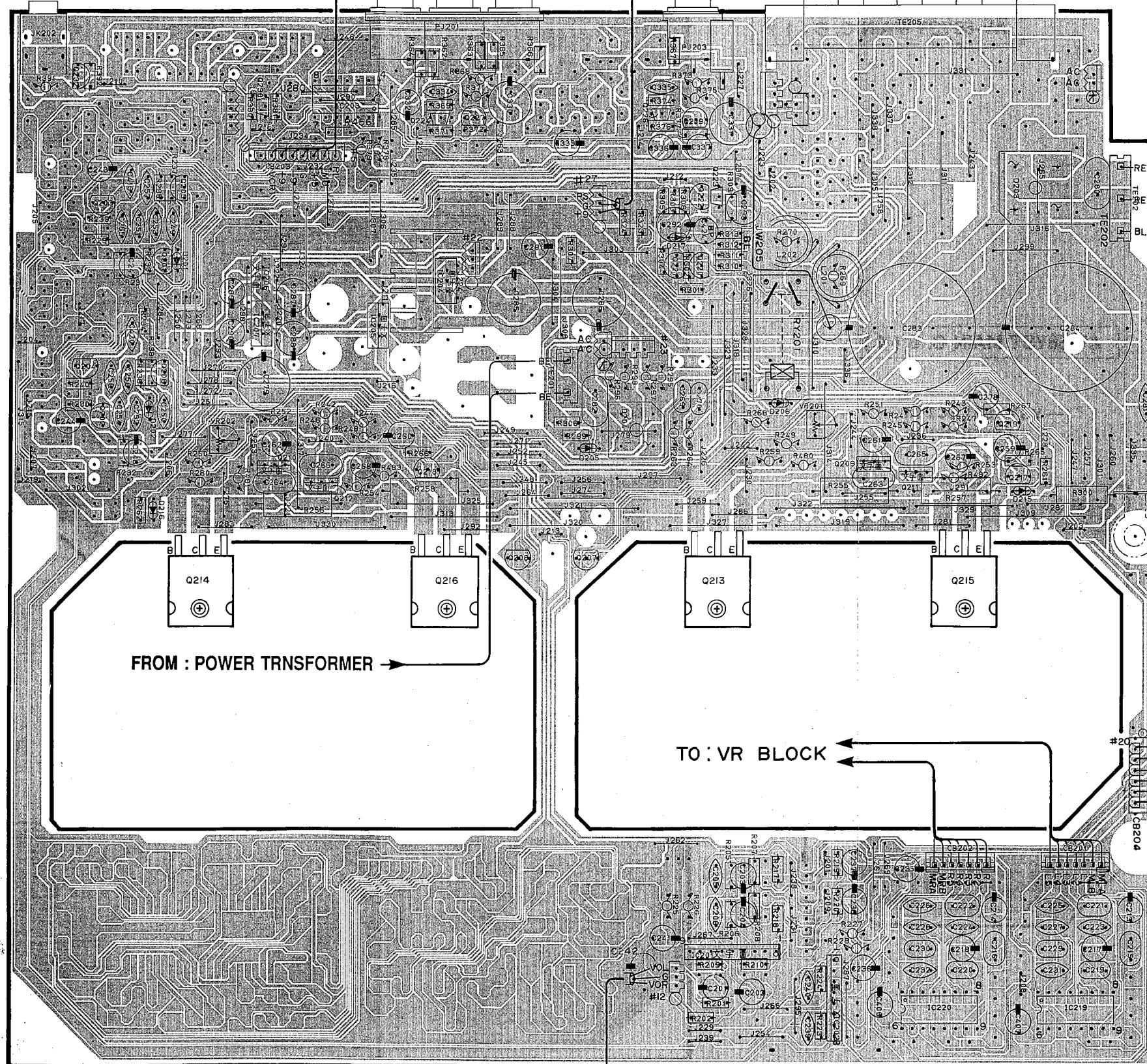
AV-65 MAIN C. B (1)

REMOTE CONTROL
PHONO

VIDEO SIGNAL
LD IN OUT

MONITER OUT

SPEAKERS
+ R - L +



1
2
3
4
5
6

FROM : POWER TRANSFORMER

FROM : POWER TRNSFORMER

TO : VR BLOCK

FROM : μCOM (3)

TO : MAIN (8)

TO : μCOM (9)

TO : μCOM (1)

PRINTED CIRCUIT BOARD (Foil side)

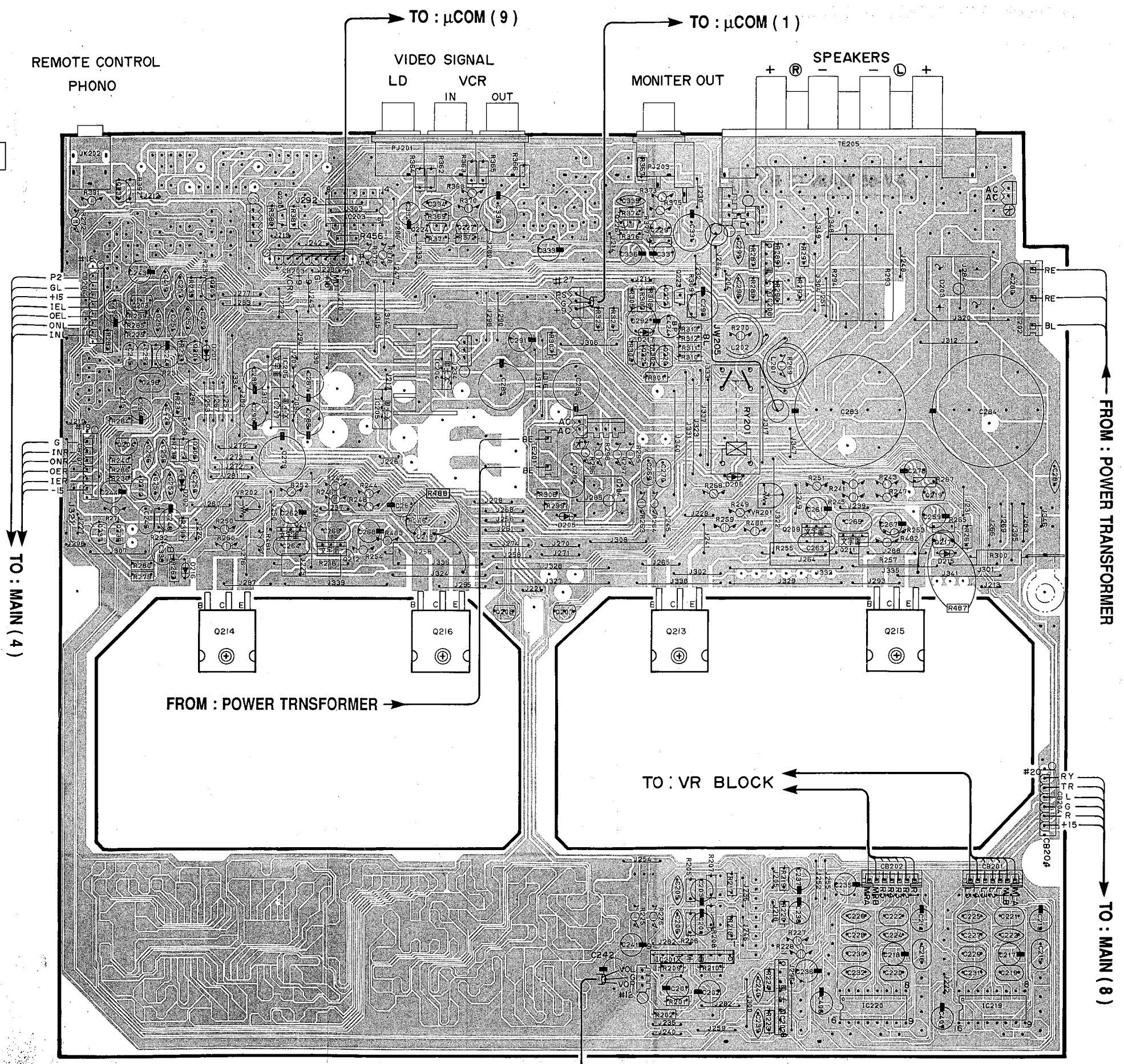
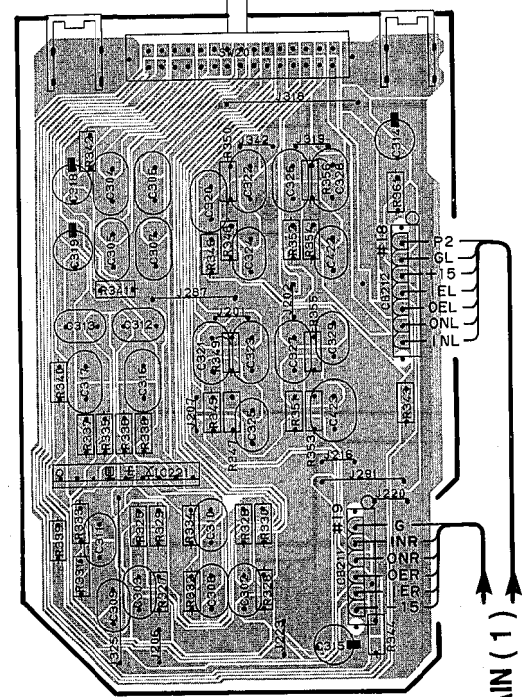
Note) 文字面 : Component side

1
2
3
4
5
6
10

AV-66YST MAIN C. B (1)

AV-66YST MAIN C. B (4)

— YST SELECTOR —
 • CONVENTIONAL
 • YST-1
 • YST-2



PARTS LIST

■ ELECTRICAL PARTS

■ WARNING

Components having special characteristics are marked \triangle and must be replaced with parts having specifications equal to those originally installed.

- Carbon resistors (1/6W or 1/4W) are not included in the ELECTRICAL PARTS List. For the parts No. of the carbon resistors, refer to P. 31.

Ref. NO.	PART NO.	Description	部品名		Remarks	Markets	ランク
*	V1627000	MAIN CIRCUIT BOARD	AV-66YST	メインシート		U	
*	V1627100	MAIN CIRCUIT BOARD	AV-66YST	メインシート		C	
	FA153100	MYLAR FILM CAP	1000pF 50V	マイラーコン	C245, 246, 296, 297		
	FA154120	MYLAR FILM CAP	0.012uF 50V	マイラーコン	C219, 220, 229, 230		
	FA154390	MYLAR FILM CAP	0.039uF 50V	マイラーコン	C215, 216		
	FA154470	MYLAR FILM CAP	0.047uF 50V	マイラーコン	C269, 270		
	FA154680	MYLAR FILM CAP	0.068uF 50V	マイラーコン	C221, 222, 308-311		
	FA154820	MYLAR FILM CAP	0.082uF 50V	マイラーコン	C302, 303		
	FA155120	MYLAR FILM CAP	0.12uF 50V	マイラーコン	C312, 313		
	FA155150	MYLAR FILM CAP	0.15uF 50V	マイラーコン	C320, 321, 326, 327		
	FA155270	MYLAR FILM CAP	0.27uF 50V	マイラーコン	C322, 323, 304, 305		
	FA155330	MYLAR FILM CAP	0.33uF 50V	マイラーコン	C328, 329, 306, 307		
	FA155560	MYLAR FILM CAP	0.55uF 50V	マイラーコン	C316, 317, 422, 423		
	FA155680	MYLAR FILM CAP	0.68uF 50V	マイラーコン	C324, 325		
	UT452100	POLYPROPYLENE FILM CAP	100pF 100V	PPコン	C263-266		
	UT454100	POLYPROPYLENE FILM CAP	0.01uF 100V	PPコン	C280, 282		
	FG211100	CERAMIC CAP	10pF 50V	セラコン	C255-258, 419, 420		
	FG211150	CERAMIC CAP	15pF 50V	セラコン	C251-254		
	FG211220	CERAMIC CAP	22pF 50V	セラコン	C334, 335		
	FG211470	CERAMIC CAP	47pF 50V	セラコン	C239, 240		
	FG212100	CERAMIC CAP	100pF 50V	セラコン	C205, 206, 298, 299		
	FG212390	CERAMIC CAP	390pF 50V	セラコン	C231, 232		
	FG713120	CERAMIC CAP	1200pF 50V	セラコン	C227, 228		
	FG213150	CERAMIC CAP	1500pF 50V	セラコン	C249, 250		
	FG713390	CERAMIC CAP	3900pF 50V	セラコン	C223, 224		
	FG244220	CERAMIC CAP	0.022uF 50V	セラコン	C225, 226		
	UH218220	ELECTROLYTIC CAP	220uF 6.3V	ケミコン	C292		
	UH028100	ELECTROLYTIC CAP	100uF 10V	ケミコン	C336, 337		
	UH137100	ELECTROLYTIC CAP	10uF 16V	ケミコン	C203, 204, 235, 236, 314, 315		
	UH237330	ELECTROLYTIC CAP	33uF 16V	ケミコン	C293		
	UH237470	ELECTROLYTIC CAP	47uF 16V	ケミコン	C332, 333, 241, 242		
	UH129100	ELECTROLYTIC CAP	1000uF 10V	ケミコン	C330, 331		
	UH147220	ELECTROLYTIC CAP	22uF 25V	ケミコン	C243, 244, 287-290		
	UH147470	ELECTROLYTIC CAP	47uF 25V	ケミコン	C406, 407		
	UH148100	ELECTROLYTIC CAP	100uF 25V	ケミコン	C294, 295		
	UH157470	ELECTROLYTIC CAP	47uF 35V	ケミコン	C259-262		
	UH265100	ELECTROLYTIC CAP	0.1uF 50V	ケミコン	C291		
	UH265220	ELECTROLYTIC CAP	0.22uF 50V	ケミコン	C217, 218		
	UH065680	ELECTROLYTIC CAP	0.68uF 50V	ケミコン	C213, 214		
	UH166100	ELECTROLYTIC CAP	1uF 50V	ケミコン	C318, 319		
	UH166220	ELECTROLYTIC CAP	2.2uF 50V	ケミコン	C201, 202		
	UH166470	ELECTROLYTIC CAP	4.7uF 50V	ケミコン	C237, 238		
	U1367100	ELECTROLYTIC CAP	10uF 50V	ケミコン	C278		
	UH888220	ELECTROLYTIC CAP	220uF 80V	ケミコン	C279		
	UJ149100	ELECTROLYTIC CAP	1000uF 25V	ケミコン	C286		\triangle
	UJ149220	ELECTROLYTIC CAP	2200uF 25V	ケミコン	C285		\triangle
	Vi660600	ELECTROLYTIC CAP	6800uF 71V	ケミコン	C283, 284		\triangle
	UK137100	ELECTROLYTIC CAP	10uF 16V	B P ケミコン	C338		
	UK347400	ELECTROLYTIC CAP	33uF 25V	B P ケミコン	C424		

*New Parts (新規部品)

ランク : Japan only

● AV-66YST

Ref. NO.	PART NO.	Description	部 品 名		Remarks	Markets	ランク
	VG291100	ELECTROLYTIC CAP	33uF	50V	ケミコン		
	FI514100	CERAMIC CAP	0.01uF	VA-1 U.C.S	スパークキラーコン		△
	VD930900	SEMI-CONDUCTIVE CERAMIC CAP	0.1uF	25V	半導体セラコン		
	GD900470	COIL	RZ-001	1.5UH	クウシンコイル		
	HV453220	FLAME PROOF CARBON RESISTOR	2.2Ω	1/4W	不燃化カーボン抵抗	R295-298, 391, 480-483	
	HV453470	FLAME PROOF CARBON RESISTOR	4.7Ω	1/4W	不燃化カーボン抵抗	R263, 264, 269, 270	
	HV454100	FLAME PROOF CARBON RESISTOR	10Ω	1/4W	不燃化カーボン抵抗	R271, 272, 225, 226	
	HV454150	FLAME PROOF CARBON RESISTOR	15Ω	1/4W	不燃化カーボン抵抗	R268	△
	HV454330	FLAME PROOF CARBON RESISTOR	33Ω	1/4W	不燃化カーボン抵抗	R378, 379	
	HV455150	FLAME PROOF CARBON RESISTOR	150Ω	1/4W	不燃化カーボン抵抗	R227, 228	
	HV455270	FLAME PROOF CARBON RESISTOR	270Ω	1/4W	不燃化カーボン抵抗	R370, 375	
	HV455330	FLAME PROOF CARBON RESISTOR	330Ω	1/4W	不燃化カーボン抵抗	R253, 254, 368, 373	
	HV455820	FLAME PROOF CARBON RESISTOR	820Ω	1/4W	不燃化カーボン抵抗	R251, 252	
	HV456120	FLAME PROOF CARBON RESISTOR	1.2KΩ	1/4W	不燃化カーボン抵抗	R259, 260	
	HV456330	FLAME PROOF CARBON RESISTOR	3.3KΩ	1/4W	不燃化カーボン抵抗	R249, 250	
	HV457120	FLAME PROOF CARBON RESISTOR	12KΩ	1/4W	不燃化カーボン抵抗	R241-248	
	VH004800	METAL FILM RESISTOR	1KΩ	1/4W	金属皮膜抵抗	R289, 290	
	VH004000	METAL FILM RESISTOR	470Ω	1/4W	金属皮膜抵抗	R291, 292	
	HU576360	METAL FILM RESISTOR	3.6KΩ	1/4W	金属皮膜抵抗	R287, 288	
	HL322220	METAL OXIDE RESISTOR	0.22Ω	2W	酸化金属被膜抵抗	R255-258	△
*	VJ002700	METAL FILM RESISTOR	1.8KΩ	2W	金属皮膜抵抗	R300	
	V1470300	WIRE WOUND RESISTOR	0.2Ω	3W	セメント抵抗	R293, 294	△
*	XH503A00	IC	UPC2415HF		IC	IC204	△
*	XH767A00	IC	UPD79M15F		IC	IC205	△
	XB467001	IC	AN79M15F		IC	IC205	△
	XH471A00	IC	M5218AL		IC	IC202, 208	
	XB247301	IC	UPC4570HA		IC	IC201	
	IG151400	IC	M5226P		IC	IC219, 220	
	IG121800	IC	NJM4560S		IC	IC221	
	XF635A00	IC	AN78M09F		IC	IC206	△
	XF637A00	IC	AN79M09F		IC	IC207	△
	XD148001	IC	BU4066B		IC	IC203	
	V1661500	PUSH SWITCH	SDDL1 U.C.S		ブッシュSW	SW202	△
	V1283000	SLIDE SWITCH	SSSF16		スライドSW	SW201	
	KC001940	RELAY	DC DH24D2-OT(M)		リレー	RY201	
	KB001520	FUSE	7A	125V	ヒューズ	F201	△
	LA002000	LAPPING TERMINAL	2P		ラッピング端子	TE201	
	LA002320	LAPPING TERMINAL	3P		ラッピング端子	TE202	
	LA002140	LAPPING TERMINAL	2P		ラッピング端子	TE203, 204	
	VG741000	SPEAKER TERMINAL	T5966		スピーカターミナル	TE205	
	V1683800	PIN JACK	T6312-CAAD		ピンジャック	PJ203	
	V1683900	PIN JACK	T6125-BAAE		ピンジャック	PJ201	
	V1661600	PHONES JACK	M1658-A0AA		ヘッドホンジャック	JK201	
	VE116900	PHONES JACK	EX362GL		ホーンコネクタ	JK202	
	V1327500	AC OUTLET			ACアウトレット	JK203	△
	VD005000	BASE PIN	7P TE		ベースピン	CB201, 202	
	VB861200	PRE-SET POTENTIOMETER	B2.2KΩ		半固定VR	VR201, 202	
	iA101521	TRANSISTOR	2SA1015 Y		トランジスタ	Q224, 226, 247	
	iA097000	TRANSISTOR	2SA970 GR,BL		トランジスタ	Q219	
	VA854700	TRANSISTOR	2SA1370 D,E,F		トランジスタ	Q205, 206	

*New Parts (新規部品)

ランク : Japan only

AV-65/66YST

● AV-66YST

Ref. NO.	PART NO.	Description	部 品 名	Remarks	Markets	ランク
	iC1815C0	TRANSISTOR	2SC1815 Y	トランジスタ	Q227,229	
	iC174070	TRANSISTOR	2SC1740S R,S	トランジスタ	Q223	
	iC224000	TRANSISTOR	2SC2240 GR,BL	トランジスタ	Q201-204,207,208,217, 218,220,221	
	iC287820	TRANSISTOR	2SC2878 A,B	トランジスタ	Q222,237,238,248,249	
	VE919600	TRANSISTOR	2SC2925 T	トランジスタ	Q232	
	iX608510	TRANSISTOR	2SA1358	トランジスタ	Q211,212	△
	iX608520	TRANSISTOR	2SC3421	トランジスタ	Q209,210	△
	VG722000	DIGITAL TRANSISTOR	DTC144ES	デジタルトランジスタ	Q230	
	iF004600	DIODE	1SS133 T-77	ダイオード	D205,217,218	
	VC398400	DIODE	MA185	ダイオード	D201,202,206,215,216	
	iH001160	DIODE BRIDGE	4D4B41 4A 200V	D I スタック	D203	△
	iH000990	DIODE BRIDGE	2B4B41 2A 100V	ダイオードスタック	D204	△
	LB201880	FUSE HOLDER	PC-FH1	ヒューズホルダ		
	BA092970	RADIATOR		放熱器		
	BB066290	WASHER, GROUND		アースワッシャー		
	BB071360	TERMINAL, SCREW	8.3x13	ネジ 端子		
	VF453200	RADIATOR		ラジエータ	C	
	ED330086	BINDING HEAD SCREW	3x8 FCM3-BL	バインド小ネジ		
	EZ001350	CUP SCREW	3x14 FCM3-BL	カップネジ	C	

*New Parts (新規部品)

ランク : Japan only

AV-65/66YST

● AV-65

Ref. NO.	PART NO.	Description	部 品 名		Remarks	Markets	ランク
+	V1624900	MAIN CIRCUIT BOARD	AV-65	メインシート		U	
+	V1625000	MAIN CIRCUIT BOARD	AV-65	メインシート		C	
+	V1625100	MAIN CIRCUIT BOARD	AV-65	メインシート		A	
	FA154120	MYLAR FILM CAP	0.012uF 50V	マイラーコン	C219, 220, 229, 230		
	FA154390	MYLAR FILM CAP	0.039uF 50V	マイラーコン	C215, 216		
	FA154470	MYLAR FILM CAP	0.047uF 50V	マイラーコン	C269, 270		
	FA154680	MYLAR FILM CAP	0.068uF 50V	マイラーコン	C221, 222		
	UT452100	POLYPROPYLENE FILM CAP	100pF 100V	PPコン	C263-266		
	UT454100	POLYPROPYLENE FILM CAP	0.01uF 100V	PPコン	C280, 282		
	FG211100	CERAMIC CAP	10pF 50V	セラコン	C255-258, 419, 420		
	FG211150	CERAMIC CAP	15pF 50V	セラコン	C251-254		
	FG211220	CERAMIC CAP	22pF 50V	セラコン	C334, 335		
	FG211470	CERAMIC CAP	47pF 50V	セラコン	C239, 240		
	FG212100	CERAMIC CAP	100pF 50V	セラコン	C205, 206		
	FG212390	CERAMIC CAP	390pF 50V	セラコン	C231, 232		
	FG213150	CERAMIC CAP	1200pF 50V	セラコン	C227, 228		
	FG213150	CERAMIC CAP	1500pF 50V	セラコン	C249, 250		
	FG713390	CERAMIC CAP	3900pF 50V	セラコン	C223, 224		
	FG244220	CERAMIC CAP	0.022uF 50V	セラコン	C225, 226		
	UH218220	ELECTROLYTIC CAP	220uF 6.3V	ケミコン	C292		
	UH028100	ELECTROLYTIC CAP	100uF 10V	ケミコン	C336, 337		
	UH137100	ELECTROLYTIC CAP	10uF 16V	ケミコン	C203, 204, 235, 236, 243, 244		
	UH237330	ELECTROLYTIC CAP	33uF 16V	ケミコン	C293		
	UH237470	ELECTROLYTIC CAP	47uF 16V	ケミコン	C332, 333, 241, 242		
	UH129100	ELECTROLYTIC CAP	1000uF 10V	ケミコン	C330, 331		
	UH147220	ELECTROLYTIC CAP	22uF 25V	ケミコン	C287-290		
	UH147470	ELECTROLYTIC CAP	47uF 25V	ケミコン	C406, 407		
	UH157470	ELECTROLYTIC CAP	47uF 35V	ケミコン	C259-262		
	U1365100	ELECTROLYTIC CAP	0.1uF 50V	ケミコン	C291	U, C	
	U1365220	ELECTROLYTIC CAP	0.22uF 50V	ケミコン	C291	A	
	UH265220	ELECTROLYTIC CAP	0.22uF 50V	ケミコン	C217, 218		
	UH065680	ELECTROLYTIC CAP	0.68uF 50V	ケミコン	C213, 214		
	U1367100	ELECTROLYTIC CAP	10uF 50V	ケミコン	C278		
	UH168220	ELECTROLYTIC CAP	2.2uF 50V	ケミコン	C201, 202		
	UH166470	ELECTROLYTIC CAP	4.7uF 50V	ケミコン	C237, 238		
	UW888220	ELECTROLYTIC CAP	220uF 80V	ケミコン	C279		
	UJ149100	ELECTROLYTIC CAP	1000uF 25V	ケミコン	C286		△
	UJ149220	ELECTROLYTIC CAP	2200uF 25V	ケミコン	C285		△
	V1660900	ELECTROLYTIC CAP	8200uF 71V	ケミコン	C283, 284		△
	VG291100	ELECTROLYTIC CAP	33uF 50V	ケミコン	C247, 248, 267, 268		
+	VH357400	ELECTROLYTIC CAP	33uF 25V	B Pケミコン	C424		
	Fi514100	CERAMIC CAP	0.01uF VA-1 U.C.S	スパークキラーコン	C408		△
	VD930900	SEMI-CONDUCTIVE CERAMIC CAP	0.1uF 25V	半導体セラコン	C281		
	GD900470	COIL	RZ-001 1.5UH	クウシンコイル	L201, 202		
	HV453220	FLAME PROOF CARBON RESISTOR	2.2Ω 1/4W	不燃化カーボン抵抗	R295-298, 391, 480-483		
	HV453470	FLAME PROOF CARBON RESISTOR	4.7Ω 1/4W	不燃化カーボン抵抗	R263, 264, 269, 270		
	HV454100	FLAME PROOF CARBON RESISTOR	10Ω 1/4W	不燃化カーボン抵抗	R225, 226		
	HV454150	FLAME PROOF CARBON RESISTOR	15Ω 1/4W	不燃化カーボン抵抗	R268		△
	HV454330	FLAME PROOF CARBON RESISTOR	33Ω 1/4W	不燃化カーボン抵抗	R378, 379		

*New Parts (新規部品)

ランク : Japan only

● AV-65

Ref. NO.	PART NO.	Description	部 品 名		Remarks	Markets	ランク
	HV455150	FLAME PROOF CARBON RESISTOR	150Ω	1/4W	不燃化カーボン抵抗		
	HV455270	FLAME PROOF CARBON RESISTOR	270Ω	1/4W	不燃化カーボン抵抗		
	HV455330	FLAME PROOF CARBON RESISTOR	330Ω	1/4W	不燃化カーボン抵抗		
	HV455820	FLAME PROOF CARBON RESISTOR	820Ω	1/4W	不燃化カーボン抵抗		
	HV456120	FLAME PROOF CARBON RESISTOR	1.2KΩ	1/4W	不燃化カーボン抵抗		
	HV456330	FLAME PROOF CARBON RESISTOR	3.3KΩ	1/4W	不燃化カーボン抵抗		
	HV457120	FLAME PROOF CARBON RESISTOR	12KΩ	1/4W	不燃化カーボン抵抗		
	HL322220	METAL OXIDE RESISTOR	0.22Ω	2W	酸化金属被膜抵抗		
	VJ002700	METAL FILM RESISTOR	1.8KΩ	2W	金属皮膜抵抗		
	XH503A00	IC	UPC2415HF		IC		
	XH767A00	IC	UPD79M15F		IC	U, A	
	XB467001	IC	AN79M15F		IC	C	
	XF637A00	IC	AN79M09F		IC		
	XF635A00	IC	AN78M09F		IC		
	XH471A00	IC	M5218AL		IC		
	XB247001	IC	UPC4570HA		IC		
	iG151400	IC	M5226P		IC		
	XD148001	IC	BU4066B		IC		
	Vi661500	PUSH SWITCH	SDDL1 U.C.S		ブッシュSW		
	KC001940	RELAY	DC DH24D2-0T(M)		リレー		
	KB001520	FUSE	7A	125V	ヒューズ	U, C	
	KB000760	FUSE	T3.15A	250V	ヒューズ	A	
	LA002000	LAPPING TERMINAL	2P		ラッピング端子		
	LA002320	LAPPING TERMINAL	3P		ラッピング端子		
	LA002140	LAPPING TERMINAL	2P		ラッピング端子		
	VG741000	SPEAKER TERMINAL	T5966		スピーカターミナル		
	Vi683800	PIN JACK	T6312-CAAD		ピンジャック		
	Vi683900	PIN JACK	T6125-BAAE		ピンジャック		
	Vi661600	PHONES JACK	M1658-A0AA		ヘッドホンジャック		
	VE116900	PHONES JACK	EX362GL		ホンコネクタ		
	Vi327500	AC OUTLET			ACアウトレット	U, C	
	VD005000	BASE PIN	7P		ベースピン		
	VB861200	PRE-SET POTENTIOMETER	B2.2KΩ		半固定VR		
	iA101521	TRANSISTOR	2SA1015 Y		トランジスタ		
	iA097000	TRANSISTOR	2SA970 GR, BL		トランジスタ		
	VA854700	TRANSISTOR	2SA1370 D, E, F		トランジスタ		
	iC1815C0	TRANSISTOR	2SC1815 Y		トランジスタ		
	iC174070	TRANSISTOR	2SC1740S R, S		トランジスタ		
	iC224000	TRANSISTOR	2SC2240 GR, BL		トランジスタ		
	iC287820	TRANSISTOR	2SC2878 A, B		トランジスタ		
	VE919600	TRANSISTOR	2SC2925 T		トランジスタ		
	iX608510	TRANSISTOR	2SA1358		トランジスタ		
	iX608520	TRANSISTOR	2SC3421		トランジスタ		
	VG722000	DIGITAL TRANSISTOR	DTC144ES		デジトラ		
	iF004600	DIODE	1SS133 T-77		ダイオード		
	VC398400	DIODE	MA185		ダイオード		
	iH001160	DIODE BRIDGE	4D4B41 4A 200V		DIスタック		
	iH000990	DIODE BRIDGE	2B4B41 2A 100V		ダイオードスタック		
	LB201880	FUSE HOLDER	PC-FH1		ヒューズホルダ		

*New Parts (新規部品)

ランク : Japan only

● AV-65/66YST

Ref. NO.	PART NO.	Description	部 品 名	Remarks	Markets	ランク
	BA092970	RADIATOR	放熱器			
	BB066290	WASHER, GROUND	アースワッシャー			
	VF453200	RADIATOR	ラジエータ		C	
	ED330086	BINDING HEAD SCREW	3x8 FCM3-BL バインド小ネジ			
	EZ001350	CUP SCREW	3x14 FCRM3-BL カップネジ		C	
*	V1625600	μ-COM CIRCUIT BOARD	AV65/66YST マイコンシート			
	FA153270	MYLAR FILM CAP	2700pF 50V マイラーコン	C29,31		
	FA154100	MYLAR FILM CAP	0.01uF 50V マイラーコン	C30,32		
	FG212100	CERAMIC CAP	100pF 50V セラコン	C36,37		
	FG212220	CERAMIC CAP	220pF 50V セラコン	C4,5,42		
	FG212470	CERAMIC CAP	470pF 50V セラコン	C41		
	FG244100	CERAMIC CAP	0.01uF 50V セラコン	C48		
	FG244470	CERAMIC CAP	0.047uF 50V セラコン	C56		
	VG279100	CERAMIC CAP	1200pF 16V 円筒セラコン	C43,46		
	V1101300	CERAMIC CAP	0.047uF 50V 円筒セラコン	C44,45		
	UH117470	ELECTROLYTIC CAP	47uF 6.3V ケミコン	C3,6		
	UJ119100	ELECTROLYTIC CAP	1000uF 6.3V ケミコン	C40		
	UH028100	ELECTROLYTIC CAP	100uF 10V ケミコン	C1,9		
	UH237330	ELECTROLYTIC CAP	33uF 16V ケミコン	C49		
	UH138470	ELECTROLYTIC CAP	470uF 16V ケミコン	C57		
	UH166100	ELECTROLYTIC CAP	1uF 50V ケミコン	C50		
	UH166470	ELECTROLYTIC CAP	4.7uF 50V ケミコン	C28,33-35,38,39		
*	UM397220	ELECTROLYTIC CAP	22uF 16V ケミコン	C52		
	UM416470	ELECTROLYTIC CAP	4.7uF 50V ケミコン	C51		
	UK166100	ELECTROLYTIC CAP	1uF 50V BPケミコン	C47		
	VD930900	SEMI-CONDUCTIVE CERAMIC CAP	0.1uF 25V 半導体セラコン	C53,54		
	HV454330	FLAME PROOF CARBON RESISTOR	33Ω 1/4W 不燃化カーボン抵抗	R39,46		
*	V1660300	RESISTOR ARRAY	100KΩX4 抵抗アレイ	R58		
	V1660200	RESISTOR ARRAY	100KΩX6 抵抗アレイ	R69		
	XG938A00	IC	BA15218N IC	IC1		
	IG076800	IC	NJM4558S IC	IC2		
	XD148001	IC	BU4066B IC	IC3-6		
	XA549001	IC	LB1294 IC	IC11		
	XA552001	IC	BA6144 IC	IC9		
	IG152500	IC	BA6229 IC	IC8		
	XH076A00	IC	LC6505C-4277 IC	IC10		
	VE989900	LIGHT DETECTING MODULE	GP1U521Y リモコン受光ユニット	U1		
	VE327300	PUSH SWITCH	ブッシュSW	SW2-7		
	LB401050	PIN JACK	T5859-A ピンコネクタ	PJ1		
	LB401040	PIN JACK	T5858-A ピンコネクタ	PJ7		
	LB606090	PIN JACK	T5916-A ピンコネクタ	PJ2		
	LB202270	PIN JACK	T5854-A ピンコネクタ	PJ3		
	VD004600	BASE PIN	3P ベースピン	CB3,5,8,21,22		
	V1583600	CERAMIC RESONATOR	400K セラミック振動子	XL1		
	V1136900	POTENTIOMETER	B50KΩ 二連ロータリーVR	VR1		
	V1137000	POTENTIOMETER	BH50KΩ 二連ロータリーVR	VR2		
	V1660400	POTENTIOMETER	Y100KΩ 二連ロータリーVR	VR3		

*New Parts (新規部品)

ランク : Japan only

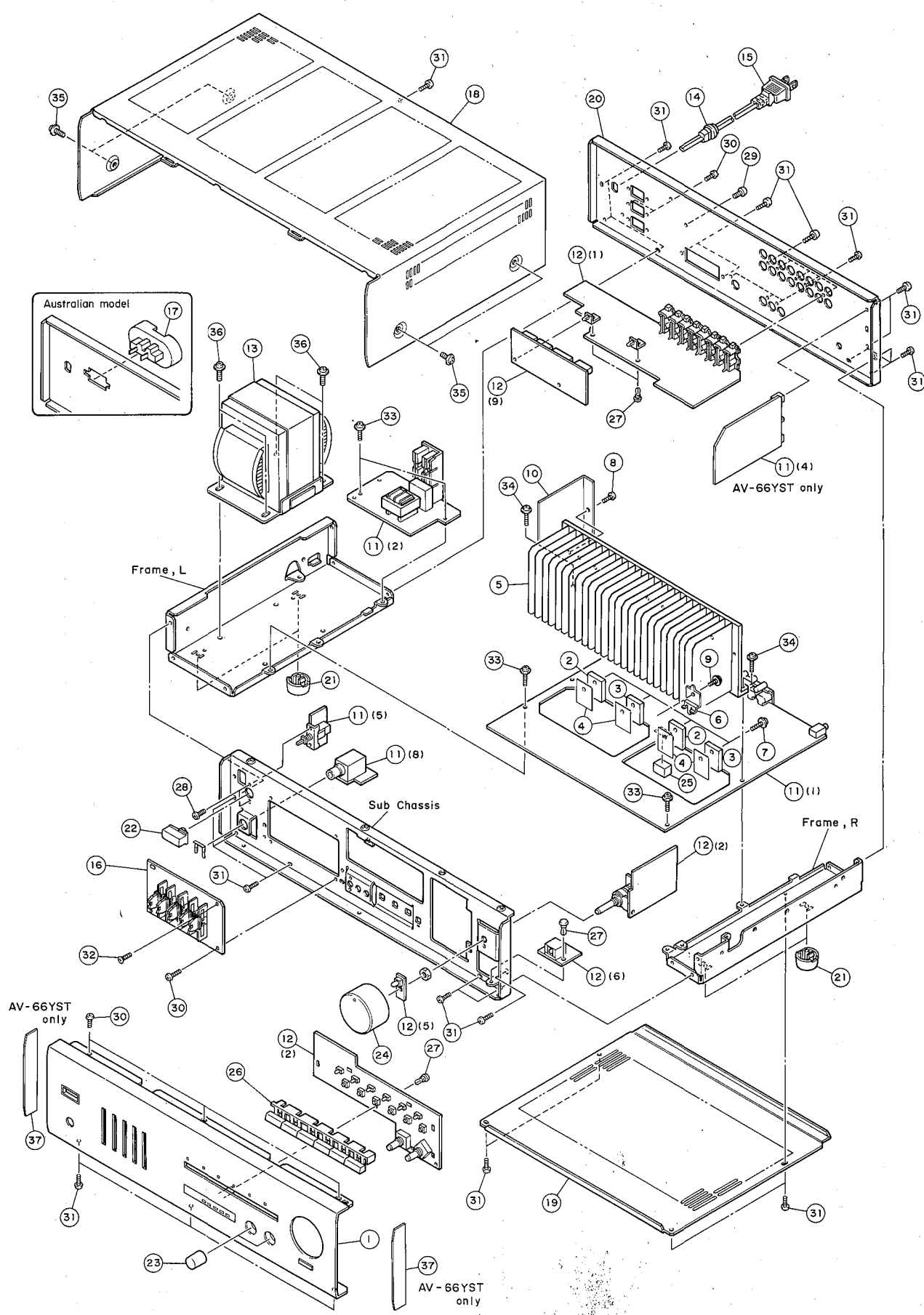
● AV-65/66YST

Ref. NO.	PART NO.	Description	部 品 名	Remarks	Markets	ランク
	IA101521	TRANSISTOR	2SA1015 Y トランジスタ	Q10		
	IC206000	TRANSISTOR	2SC2060 P,Q,R トランジスタ	Q9		
	IC287820	TRANSISTOR	2SC2878 A,B トランジスタ	Q2,3		
	VD678500	DIGITAL TRANSISTOR	DTA114ES デジタルトランジスタ	Q7		
	VD678700	DIGITAL TRANSISTOR	DTC114ES デジタルトランジスタ	Q4,5		
	IF004600	DIODE	1SS133 T-77 ダイオード	D1,2,7,18,19,23		
	VG437600	ZENER DIODE	MTZJ5.6A 5.6V ツェナーダイオード	D6		
	VG437700	ZENER DIODE	MTZJ5.6B 5.6V ツェナーダイオード	D3		
	VF402500	LED	SLR-34DC3H3 LED	D8,10,16,17		
	VH293600	LED	SLR-55DC3H LED	D20		
	VI013600	LED	SLR-34VC3H3 LED	D5,9,11-15		
	CB091290	P.C.B SUPPORT	NO.1645 基板サポート			
	BB071360	TERMINAL, SCREW	8.3x13 ネジ端子			

*New Parts (新規部品)

ランク : Japan only

■ AV-65/66YST EXPLODED VIEW



■ AV-65/66YST MECHANISM PARTS Note) ∅ : Diameter

Ref. NO.	PART NO.	Description	部品名	Remarks	Markets	ラング
* 01	Vi626800	PANEL UNIT	AV-66YST	パネルユニット	BL	
* 01	Vi626900	PANEL UNIT	AV-66YST	パネルユニット	T	
* 01	Vi624600	PANEL UNIT	AV-65	パネルユニット		
* 02	iX611020	TRANSISTOR	2SB1347	トランジスタ	Q215,216	△
* 03	iX611030	TRANSISTOR	2SD2029	トランジスタ	Q213,214	△
04	VC397200	SHEET	D-290	デンカシート		
* 05	Vi235500	RADIATOR		ラジエータ		
06	VF545900	SUPPORT		サポート		
07	EZ001350	CUP SCREW	3x14 FCM3-BL	カップネジ		
08	Ei330086	BIND TAPPING SCREW	3x8 FCM3-BL	バインドタッピングネジ		
09	EK336010	BW HEAD TAPPING SCREW	3x8 FCM3	BWヘッドタッピングネジ		
* 10	Vi632700	SHIELD PLATE		シールドプレート		
* 11	Vi627000	MAIN CIRCUIT BOARD	AV-66YST	メインシート		U
* 11	Vi627100	MAIN CIRCUIT BOARD	AV-66YST	メインシート		C
* 11	Vi624900	MAIN CIRCUIT BOARD	AV-65	メインシート		U
* 11	Vi625000	MAIN CIRCUIT BOARD	AV-65	メインシート		C
* 11	Vi625100	MAIN CIRCUIT BOARD	AV-65	メインシート		A
* 12	Vi625600	μ-COM CIRCUIT BOARD		マイコンシート		
* 13	XH047A00	POWER TRANSFORMER		電源トランス		U
* 13	XH048A00	POWER TRANSFORMER		電源トランス		C
* 13	XH049A00	POWER TRANSFORMER		電源トランス		A
14	CB620200	CORD STOPPER	CM-22C	コードストッパー		U,C
14	CB620190	CORD STOPPER	CM-22B	コードストッパー		A
15	MG002220	POWER CORD	10A	電源コード		U,C
15	MG002310	POWER CORD	7.5A	電源コード		A
16	VE298900	SLIDE POTENTIOMETER BLOCK	B250KΩ	スライドVRブロック	BL	
16	Vi654100	SLIDE POTENTIOMETER BLOCK	B250KΩ	スライドVRブロック	T	
17	VC826100	AC OUTLET	AV-65	電源コネクタ		A
18	Vi207600	TOP COVER		トップカバー	BL	
18	Vi207500	TOP COVER		トップカバー	T	
19	Vi209900	BOTTOM COVER		ボトムカバー		
* 20	Vi208900	REAR PANEL	AV-66YST	リヤパネル		U
* 20	Vi209000	REAR PANEL	AV-66YST	リヤパネル		C
* 20	Vi209200	REAR PANEL	AV-65	リヤパネル		U
* 20	Vi209300	REAR PANEL	AV-65	リヤパネル		C
* 20	Vi209400	REAR PANEL	AV-65	リヤパネル		A
21	CB610390	LEG	TL-067	トランレッグ		
22	VH841900	BUTTON	10/25	ボタン	BL	
22	VH842000	BUTTON	10/25	ボタン	T	
23	Vi211300	KNOB		ノブ	BL	
23	Vi211200	KNOB		ノブ	T	
24	Vi051200	KNOB	D45	ノブ	BL	
24	Vi051300	KNOB	D14	ノブ	T	
25	VF201500	DAMPER	10x10x20	ダンパー		
26	Vi210900	BUTTON	6P	ボタン	BL	
* 26	Vi210800	BUTTON	6P	ボタン	T	
27	CB068880	PLASTIC RIVET	#1027	ブラリベット		
28	ED330066	BIND HEAD SCREW	3x6 FCM3-BL	バインド小ネジ		
29	ED330066	BIND HEAD SCREW	3x6 FCM3-BL	バインド小ネジ		
29	EV413036	TOOTHED LOCK WASHER	3MM	歯付座金		

*New Parts (新規部品)

ラング : Japan only

● AV-65/66YST

Ref. NO.	PART NO.	Description	部 品 名		Remarks	Markets	ランク
30	Ei330086	BIND HEAD TAPPING SCREW	3x8	FCM3-BL	バインドタッピングネジ		
31	EN301010	BIND HEAD BONDING SCREW	3x8	FCM3-BL	ボンディングタッピング		
32	EO330086	FLAT HEAD TAPPING SCREW	3x8	ZMC2-BL	皿タッピングネジ		
33	EK336010	BW HEAD TAPPING SCREW	3x8	FCM3	BWヘッドタッピングネジ		
34	EK330030	BW HEAD TAPPING SCREW	3x10	FCM3	BWヘッドタッピングネジ		
35	EX601150	BW HEAD S-TYTE SCREW	4x8	FNM3-BL	BWヘッドSタイトネジ		
36	EK365040	BW HEAD S-TYTE SCREW	4x8	FCM3-BL	BWヘッドSタイトネジ		
* 37	VJ078800	PLATE SIDE		AV-66YST	プレート/サイド	BL	
* 37	VJ078900	PLATE SIDE		AV-66YST	プレート/サイド	T	
	CB069251	BINDING TIE		BK-1	束線止め		
* 37	Vi654700	ACCESSORIES REMOTE CONTROL TRANSMITTER			付属品 リモコントランスミッター		
	CX613770	LID DRY CELL		UM-4, R03, AAA	電池蓋 マンガン電池		

AV-65/66YST

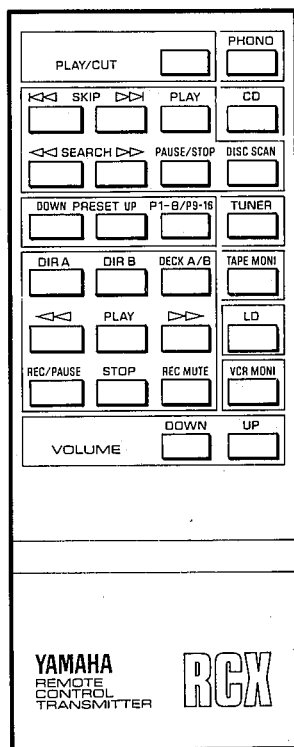
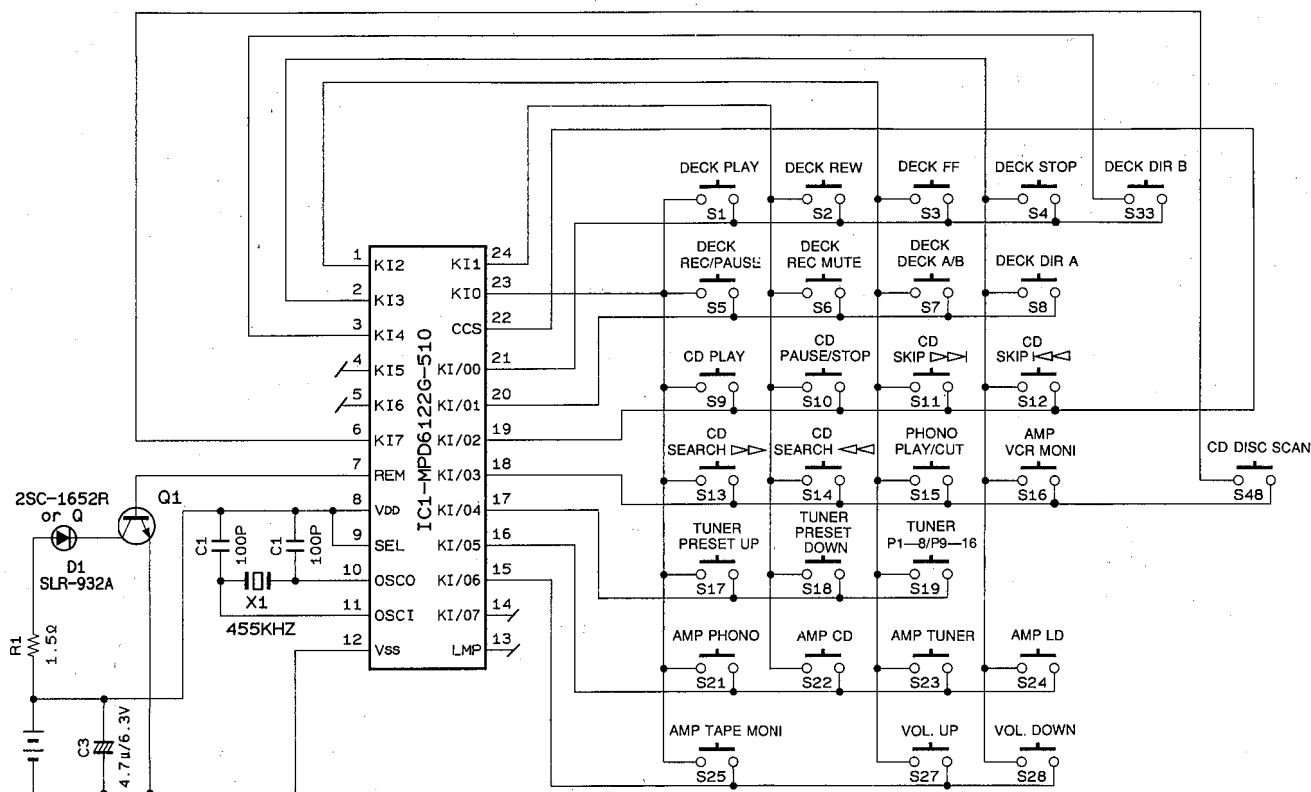
*New Parts (新規部品)

ランク : Japan only

AV-65/66YST

REMOTE CONTROL TRANSMITTER

■ SCHEMATIC DIAGRAM



CUSTOM CODE C0 C1 C2 C3 C4 C5 C6 C7
0 1 0 1 1 1 0

KEY No.	DATA CODE							FUNCTION	
	D0	D1	D2	D3	D4	D5	D6		D7
1	0	0	0	0	0	0	0	0	DECK PLAY
2	1	0	0	0	0	0	0	0	DECK REW
3	0	1	0	0	0	0	0	0	DECK FF
4	1	1	0	0	0	0	0	0	DECK STOP
5	0	0	1	0	0	0	0	0	DECK REC/PAUSE
6	1	0	1	0	0	0	0	0	DECK REC MUTE
7	0	1	1	0	0	0	0	0	DECK DIR A/B
8	1	1	1	0	0	0	0	0	DECK DIR A
9	0	0	0	1	0	0	0	0	CD PLAY
10	1	0	0	1	0	0	0	0	CD PAUSE/STOP
11	0	1	0	1	0	0	0	0	CD SKIP ▷▷
12	1	1	0	1	0	0	0	0	CD SKIP ◁◁
13	0	0	1	1	0	0	0	0	CD SEARCH ▷▷
14	1	0	1	1	0	0	0	0	CD SEARCH ◁◁
15	0	1	1	1	0	0	0	0	PHONO PLAY/CUT
16	1	1	1	1	0	0	0	0	AMP VCR MONI
17	0	0	0	0	1	0	0	0	TUNER PRESET UP
18	1	0	0	0	1	0	0	0	TUNER PRESET DOWN
19	0	1	0	0	1	0	0	0	TUNER P1-8/P9-16
21	0	0	1	0	1	0	0	0	AMP PHONO
22	1	0	1	0	1	0	0	0	AMP CD
23	0	1	1	0	1	0	0	0	AMP TUNER
24	1	1	1	0	1	0	0	0	AMP LD
25	0	0	0	1	1	0	0	0	AMP TAPE MONI
27	0	1	0	1	1	0	0	0	VOL. UP
28	1	1	0	1	1	0	0	0	VOL. DOWN
33	0	0	0	0	0	1	0	0	DECK DIR B
48	1	1	1	1	0	0	1	0	CD DISC SCAN

Parts List for Carbon Resistors

AV-65/66YST

Value	1/4W Type Part No.	1/6W Type Part No.	Value	1/4W Type Part No.	1/6W Type Part No.
1.0 Ω	HJ35 3100	HF853100	12 KΩ	HJ35 7120	HF85 7120
1.8 Ω	HJ35 3180	*	15 KΩ	HJ35 7150	HF85 7150
2.2 Ω	HJ35 3220	HF853220	18 KΩ	HJ35 7180	HF85 7180
3.3 Ω	HJ35 3330	HF853330	22 KΩ	HJ35 7220	HF85 7220
4.7 Ω	HJ35 3470	HF853470	27 KΩ	HJ35 7270	HF85 7270
5.6 Ω	HJ35 3560	HF853560	33 KΩ	HJ35 7330	HF85 7330
10 Ω	HJ35 4100	HF854100	39 KΩ	HJ35 7390	HF85 7390
15 Ω	HJ35 4150	HF854150	47 KΩ	HJ35 7470	HF85 7470
22 Ω	HJ35 4220	HF854220	56 KΩ	HJ35 7560	HF85 7560
27 Ω	HJ35 4270	HF854270	68 KΩ	HJ35 7680	HF85 7680
33 Ω	HJ35 4330	HF854330	82 KΩ	HJ35 7820	HF85 7820
39 Ω	HJ35 4390	HF854390	91 KΩ	HJ35 7910	HF85 7910
47 Ω	HJ35 4470	HF854470	100 KΩ	HJ35 8100	HF85 8100
56 Ω	HJ35 4560	HF854560	120 KΩ	HJ35 8120	HF85 8120
68 Ω	HJ35 4680	HF854680	150 KΩ	HJ35 8150	HF85 8150
82 Ω	HJ35 4820	HF854820	180 KΩ	HJ35 8180	HF85 8180
100 Ω	HJ35 5100	HF855100	220 KΩ	HJ35 8220	HF85 8220
110 Ω	HJ35 5110	HF855110	270 KΩ	HJ35 8270	HF85 8270
120 Ω	HJ35 5120	HF855120	330 KΩ	HJ35 8330	HF85 8330
150 Ω	HJ35 5150	HF855150	390 KΩ	HJ35 8390	HF85 8390
160 Ω	HJ35 5160	*	470 KΩ	HJ35 8470	HF85 8470
180 Ω	HJ35 5180	HF855180	560 KΩ	HJ35 8560	HF85 8560
220 Ω	HJ35 5220	HF855220	680 KΩ	HJ35 8680	HF85 8680
270 Ω	HJ35 5270	HF855270	820 KΩ	HJ35 8820	HF85 8820
330 Ω	HJ35 5330	HF855330	1.0 MΩ	HJ35 9100	HF85 9100
390 Ω	HJ35 5390	HF855390	1.2 MΩ	HJ35 9120	*
470 Ω	HJ35 5470	HF855470	1.5 MΩ	HJ35 9150	HF85 9150
510 Ω	*	HF855510	1.8 MΩ	HJ35 9180	HF85 9180
560 Ω	HJ35 5560	HF855560	2.2 MΩ	HJ35 9220	HF85 9220
680 Ω	HJ35 5680	HF855680	3.3 MΩ	HJ35 9330	HF85 9330
820 Ω	HJ35 5820	HF855820	3.9 MΩ	HJ35 9390	*
910 Ω	HJ35 5910	HF855910	4.7 MΩ	HJ35 9470	HF85 9470
1.0 KΩ	HJ35 6100	HF856100			
1.2 KΩ	HJ35 6120	HF856120			
1.5 KΩ	HJ35 6150	HF856150			
1.8 KΩ	HJ35 6180	HF856180			
2.0 KΩ	HJ35 6200	HF856200			
2.2 KΩ	HJ35 6220	HF856220			
2.4 KΩ	HJ35 6240	HF856240			
2.7 KΩ	HJ35 6270	HF856270			
3.0 KΩ	HJ35 6300	HF856300			
3.3 KΩ	HJ35 6330	HF856330			
3.6 KΩ	HJ35 6360	HF856360			
3.9 KΩ	HJ35 6390	HF856390			
4.7 KΩ	HJ35 6470	HF856470			
5.1 KΩ	HJ35 6510	HF856510			
5.6 KΩ	HJ35 6560	HF856560			
6.8 KΩ	HJ35 6680	HF856680			
8.2 KΩ	HJ35 6820	HF856820			
9.1 KΩ	HJ35 6910	HF856910			
10 KΩ	HJ35 7100	HF857100			

1/4W Type

HJ35 ○○○○

10mm

1/6W Type

HF85 ○○○○

5mm

AV-65/66YST

YAMAHA

AV-65/66YST
